





GRADE 2

TERM 1 2021

**ENGLISH
FIRST ADDITIONAL
LANGUAGE**

WORKSHEET PACK





MONDAY

	LOOK & SAY	sad	saw	sit	friends	very
	SOUND OUT	pain	gain	rain	main	
		fail	wail	hail	jail	
	★	I am sad in the rain and hail.				
	READ	I saw the <u>rain</u> . I saw the <u>hail</u> . I saw the <u>rain</u> and the <u>hail</u> . I saw my friend in the <u>rain</u> and the <u>hail</u> . My friends <u>wail</u> in the <u>hail</u> .				

TUESDAY

	WRITE	Copy the  and  words from Monday into your exercise books.				
---	-------	--	--	--	--	--

WEDNESDAY

	LOOK & SAY	sad	saw	sit	friends	very
	SOUND OUT	pain	gain	rain	main	
		fail	wail	hail	jail	
	★	I will <u>wail</u> in <u>jail</u> .				
	READ	The bad man is in <u>jail</u> . He will sit in <u>jail</u> and be sad. He will not get his <u>mail</u> in <u>jail</u> . His friends will <u>fail</u> to send him <u>mail</u> .				

THURSDAY



LOOK &
SAY

sad

saw

sit

friends

very



READ



Mandla is very sad. He saw his mom. He saw his dad. He saw his friends. Mandla will sit and be sad. Mandla will sit and be sad and wail and be in pain.

FRIDAY



LOOK &
SAY

sad

saw

sit

friends





very



DRAW
&
WRITE

1. There is rain and hail.
2. Mandla feels very sad.





MONDAY

	LOOK & SAY	sad	saw	sit	friends	very
	SOUND OUT	pain	gain	rain	main	
		fail	wail	hail	jail	
	★	I am sad in the rain and hail.				
	READ	I saw the <u>rain</u> . I saw the <u>hail</u> . I saw the <u>rain</u> and the <u>hail</u> . I saw my friend in the <u>rain</u> and the <u>hail</u> . My friends <u>wail</u> in the <u>hail</u> .				

TUESDAY

	WRITE	Copy the  and  words from Monday into your exercise books.				
---	-------	--	--	--	--	--

WEDNESDAY

	LOOK & SAY	sad	saw	sit	friends	very
	SOUND OUT	pain	gain	rain	main	
		fail	wail	hail	jail	
	★	I will <u>wail</u> in <u>jail</u> .				
	READ	The bad man is in <u>jail</u> . He will sit in <u>jail</u> and be sad. He will not get his <u>mail</u> in <u>jail</u> . His friends will <u>fail</u> to send him <u>mail</u> .				

THURSDAY



LOOK &
SAY

sad

saw

sit

friends

very



READ



Mandla is very sad. He saw his mom. He saw his dad. He saw his friends. Mandla will sit and be sad. Mandla will sit and be sad and wail and be in pain.

FRIDAY



LOOK &
SAY

sad

saw

sit

friends





very



DRAW
&
WRITE

1. There is rain and hail.
2. Mandla feels very sad.





MONDAY

	LOOK & SAY	sad	saw	sit	friends	very
	SOUND OUT	pain	gain	rain	main	
		fail	wail	hail	jail	
	★	I am sad in the rain and hail.				
	READ	I saw the <u>rain</u> . I saw the <u>hail</u> . I saw the <u>rain</u> and the <u>hail</u> . I saw my friend in the <u>rain</u> and the <u>hail</u> . My friends <u>wail</u> in the <u>hail</u> .				

TUESDAY

	WRITE	Copy the  and  words from Monday into your exercise books.				
---	-------	--	--	--	--	--

WEDNESDAY

	LOOK & SAY	sad	saw	sit	friends	very
	SOUND OUT	pain	gain	rain	main	
		fail	wail	hail	jail	
	★	I will <u>wail</u> in <u>jail</u> .				
	READ	The bad man is in <u>jail</u> . He will sit in <u>jail</u> and be sad. He will not get his <u>mail</u> in <u>jail</u> . His friends will <u>fail</u> to send him <u>mail</u> .				

THURSDAY



LOOK &
SAY

sad

saw

sit

friends

very



READ



Mandla is very sad. He saw his mom. He saw his dad. He saw his friends. Mandla will sit and be sad. Mandla will sit and be sad and wail and be in pain.

FRIDAY



LOOK &
SAY

sad

saw

sit

friends





very



DRAW
&
WRITE

1. There is rain and hail.
2. Mandla feels very sad.





MONDAY

	LOOK & SAY	sad	saw	sit	friends	very
	SOUND OUT	pain	gain	rain	main	
		fail	wail	hail	jail	
	★	I am sad in the rain and hail.				
	READ	I saw the <u>rain</u> . I saw the <u>hail</u> . I saw the <u>rain</u> and the <u>hail</u> . I saw my friend in the <u>rain</u> and the <u>hail</u> . My friends <u>wail</u> in the <u>hail</u> .				

TUESDAY

	WRITE	Copy the  and  words from Monday into your exercise books.				
---	-------	--	--	--	--	--

WEDNESDAY

	LOOK & SAY	sad	saw	sit	friends	very
	SOUND OUT	pain	gain	rain	main	
		fail	wail	hail	jail	
	★	I will <u>wail</u> in <u>jail</u> .				
	READ	The bad man is in <u>jail</u> . He will sit in <u>jail</u> and be sad. He will not get his <u>mail</u> in <u>jail</u> . His friends will <u>fail</u> to send him <u>mail</u> .				

THURSDAY



LOOK &
SAY

sad

saw

sit

friends

very



READ



Mandla is very sad. He saw his mom. He saw his dad. He saw his friends. Mandla will sit and be sad. Mandla will sit and be sad and wail and be in pain.

FRIDAY



LOOK &
SAY

sad

saw

sit

friends





very



DRAW
&
WRITE

1. There is rain and hail.
2. Mandla feels very sad.





MONDAY

	LOOK & SAY	sad	saw	sit	friends	very
	SOUND OUT	pain	gain	rain	main	
		fail	wail	hail	jail	
	★	I am sad in the rain and hail.				
	READ	I saw the <u>rain</u> . I saw the <u>hail</u> . I saw the <u>rain</u> and the <u>hail</u> . I saw my friend in the <u>rain</u> and the <u>hail</u> . My friends <u>wail</u> in the <u>hail</u> .				

TUESDAY

	WRITE	Copy the  and  words from Monday into your exercise books.				
---	-------	--	--	--	--	--

WEDNESDAY

	LOOK & SAY	sad	saw	sit	friends	very
	SOUND OUT	pain	gain	rain	main	
		fail	wail	hail	jail	
	★	I will <u>wail</u> in <u>jail</u> .				
	READ	The bad man is in <u>jail</u> . He will sit in <u>jail</u> and be sad. He will not get his <u>mail</u> in <u>jail</u> . His friends will <u>fail</u> to send him <u>mail</u> .				

THURSDAY



LOOK &
SAY

sad

saw

sit

friends

very



READ



Mandla is very sad. He saw his mom. He saw his dad. He saw his friends. Mandla will sit and be sad. Mandla will sit and be sad and wail and be in pain.

FRIDAY



LOOK &
SAY

sad

saw

sit

friends





very



DRAW
&
WRITE

1. There is rain and hail.
2. Mandla feels very sad.





MONDAY

	LOOK & SAY	sad	saw	sit	friends	very
	SOUND OUT	pain	gain	rain	main	
		fail	wail	hail	jail	
	★	I am sad in the rain and hail.				
	READ	I saw the <u>rain</u> . I saw the <u>hail</u> . I saw the <u>rain</u> and the <u>hail</u> . I saw my friend in the <u>rain</u> and the <u>hail</u> . My friends <u>wail</u> in the <u>hail</u> .				

TUESDAY

	WRITE	Copy the  and  words from Monday into your exercise books.				
---	-------	--	--	--	--	--

WEDNESDAY

	LOOK & SAY	sad	saw	sit	friends	very
	SOUND OUT	pain	gain	rain	main	
		fail	wail	hail	jail	
	★	I will <u>wail</u> in <u>jail</u> .				
	READ	The bad man is in <u>jail</u> . He will sit in <u>jail</u> and be sad. He will not get his <u>mail</u> in <u>jail</u> . His friends will <u>fail</u> to send him <u>mail</u> .				

THURSDAY



LOOK &
SAY

sad

saw

sit

friends

very



READ



Mandla is very sad. He saw his mom. He saw his dad. He saw his friends. Mandla will sit and be sad. Mandla will sit and be sad and wail and be in pain.

FRIDAY



LOOK &
SAY

sad

saw

sit

friends





very



DRAW
&
WRITE

1. There is rain and hail.
2. Mandla feels very sad.





MONDAY

	LOOK & SAY	sad	saw	sit	friends	very
	SOUND OUT	pain	gain	rain	main	
		fail	wail	hail	jail	
	★	I am sad in the rain and hail.				
	READ	I saw the <u>rain</u> . I saw the <u>hail</u> . I saw the <u>rain</u> and the <u>hail</u> . I saw my friend in the <u>rain</u> and the <u>hail</u> . My friends <u>wail</u> in the <u>hail</u> .				

TUESDAY

	WRITE	Copy the  and  words from Monday into your exercise books.				
---	-------	--	--	--	--	--

WEDNESDAY

	LOOK & SAY	sad	saw	sit	friends	very
	SOUND OUT	pain	gain	rain	main	
		fail	wail	hail	jail	
	★	I will <u>wail</u> in <u>jail</u> .				
	READ	The bad man is in <u>jail</u> . He will sit in <u>jail</u> and be sad. He will not get his <u>mail</u> in <u>jail</u> . His friends will <u>fail</u> to send him <u>mail</u> .				

THURSDAY



LOOK &
SAY

sad

saw

sit

friends

very



READ



Mandla is very sad. He saw his mom. He saw his dad. He saw his friends. Mandla will sit and be sad. Mandla will sit and be sad and wail and be in pain.

FRIDAY



LOOK &
SAY

sad

saw

sit

friends





very



DRAW
&
WRITE

1. There is rain and hail.
2. Mandla feels very sad.





MONDAY

	LOOK & SAY	sad	saw	sit	friends	very
	SOUND OUT	pain	gain	rain	main	
		fail	wail	hail	jail	
	★	I am sad in the rain and hail.				
	READ	I saw the <u>rain</u> . I saw the <u>hail</u> . I saw the <u>rain</u> and the <u>hail</u> . I saw my friend in the <u>rain</u> and the <u>hail</u> . My friends <u>wail</u> in the <u>hail</u> .				

TUESDAY

	WRITE	Copy the  and  words from Monday into your exercise books.				
---	-------	--	--	--	--	--

WEDNESDAY

	LOOK & SAY	sad	saw	sit	friends	very
	SOUND OUT	pain	gain	rain	main	
		fail	wail	hail	jail	
	★	I will <u>wail</u> in <u>jail</u> .				
	READ	The bad man is in <u>jail</u> . He will sit in <u>jail</u> and be sad. He will not get his <u>mail</u> in <u>jail</u> . His friends will <u>fail</u> to send him <u>mail</u> .				

THURSDAY



LOOK &
SAY

sad

saw

sit

friends

very



READ



Mandla is very sad. He saw his mom. He saw his dad. He saw his friends. Mandla will sit and be sad. Mandla will sit and be sad and wail and be in pain.

FRIDAY



LOOK &
SAY

sad

saw

sit

friends





very



DRAW
&
WRITE

1. There is rain and hail.
2. Mandla feels very sad.





MONDAY

	LOOK & SAY	sad	saw	sit	friends	very
	SOUND OUT	pain	gain	rain	main	
		fail	wail	hail	jail	
	★	I am sad in the rain and hail.				
	READ	I saw the <u>rain</u> . I saw the <u>hail</u> . I saw the <u>rain</u> and the <u>hail</u> . I saw my friend in the <u>rain</u> and the <u>hail</u> . My friends <u>wail</u> in the <u>hail</u> .				

TUESDAY

	WRITE	Copy the  and  words from Monday into your exercise books.				
---	-------	--	--	--	--	--

WEDNESDAY

	LOOK & SAY	sad	saw	sit	friends	very
	SOUND OUT	pain	gain	rain	main	
		fail	wail	hail	jail	
	★	I will <u>wail</u> in <u>jail</u> .				
	READ	The bad man is in <u>jail</u> . He will sit in <u>jail</u> and be sad. He will not get his <u>mail</u> in <u>jail</u> . His friends will <u>fail</u> to send him <u>mail</u> .				

THURSDAY



LOOK &
SAY

sad

saw

sit

friends

very



READ



Mandla is very sad. He saw his mom. He saw his dad. He saw his friends. Mandla will sit and be sad. Mandla will sit and be sad and wail and be in pain.

FRIDAY



LOOK &
SAY

sad

saw

sit

friends





very



DRAW
&
WRITE

1. There is rain and hail.
2. Mandla feels very sad.





MONDAY

	LOOK & SAY	sad	saw	sit	friends	very
	SOUND OUT	pain	gain	rain	main	
		fail	wail	hail	jail	
	★	I am sad in the rain and hail.				
	READ	I saw the <u>rain</u> . I saw the <u>hail</u> . I saw the <u>rain</u> and the <u>hail</u> . I saw my friend in the <u>rain</u> and the <u>hail</u> . My friends <u>wail</u> in the <u>hail</u> .				

TUESDAY

	WRITE	Copy the  and  words from Monday into your exercise books.				
---	-------	--	--	--	--	--

WEDNESDAY

	LOOK & SAY	sad	saw	sit	friends	very
	SOUND OUT	pain	gain	rain	main	
		fail	wail	hail	jail	
	★	I will <u>wail</u> in <u>jail</u> .				
	READ	The bad man is in <u>jail</u> . He will sit in <u>jail</u> and be sad. He will not get his <u>mail</u> in <u>jail</u> . His friends will <u>fail</u> to send him <u>mail</u> .				

THURSDAY



LOOK &
SAY

sad

saw

sit

friends

very



READ



Mandla is very sad. He saw his mom. He saw his dad. He saw his friends. Mandla will sit and be sad. Mandla will sit and be sad and wail and be in pain.

FRIDAY



LOOK &
SAY

sad

saw

sit

friends





very



DRAW
&
WRITE

1. There is rain and hail.
2. Mandla feels very sad.





MONDAY

	LOOK & SAY	sad	saw	sit	friends	very
	SOUND OUT	pain	gain	rain	main	
		fail	wail	hail	jail	
	★	I am sad in the rain and hail.				
	READ	I saw the <u>rain</u> . I saw the <u>hail</u> . I saw the <u>rain</u> and the <u>hail</u> . I saw my friend in the <u>rain</u> and the <u>hail</u> . My friends <u>wail</u> in the <u>hail</u> .				

TUESDAY

	WRITE	Copy the  and  words from Monday into your exercise books.				
---	-------	--	--	--	--	--

WEDNESDAY

	LOOK & SAY	sad	saw	sit	friends	very
	SOUND OUT	pain	gain	rain	main	
		fail	wail	hail	jail	
	★	I will <u>wail</u> in <u>jail</u> .				
	READ	The bad man is in <u>jail</u> . He will sit in <u>jail</u> and be sad. He will not get his <u>mail</u> in <u>jail</u> . His friends will <u>fail</u> to send him <u>mail</u> .				

THURSDAY



LOOK &
SAY

sad

saw

sit

friends

very



READ



Mandla is very sad. He saw his mom. He saw his dad. He saw his friends. Mandla will sit and be sad. Mandla will sit and be sad and wail and be in pain.

FRIDAY



LOOK &
SAY

sad

saw

sit

friends





very



DRAW
&
WRITE

1. There is rain and hail.
2. Mandla feels very sad.





MONDAY

	LOOK & SAY	sad	saw	sit	friends	very
	SOUND OUT	pain	gain	rain	main	
		fail	wail	hail	jail	
	★	I am sad in the rain and hail.				
	READ	I saw the <u>rain</u> . I saw the <u>hail</u> . I saw the <u>rain</u> and the <u>hail</u> . I saw my friend in the <u>rain</u> and the <u>hail</u> . My friends <u>wail</u> in the <u>hail</u> .				

TUESDAY

	WRITE	Copy the  and  words from Monday into your exercise books.				
---	-------	--	--	--	--	--

WEDNESDAY

	LOOK & SAY	sad	saw	sit	friends	very
	SOUND OUT	pain	gain	rain	main	
		fail	wail	hail	jail	
	★	I will <u>wail</u> in <u>jail</u> .				
	READ	The bad man is in <u>jail</u> . He will sit in <u>jail</u> and be sad. He will not get his <u>mail</u> in <u>jail</u> . His friends will <u>fail</u> to send him <u>mail</u> .				

THURSDAY



LOOK &
SAY

sad

saw

sit

friends

very



READ



Mandla is very sad. He saw his mom. He saw his dad. He saw his friends. Mandla will sit and be sad. Mandla will sit and be sad and wail and be in pain.

FRIDAY



LOOK &
SAY

sad

saw

sit

friends





very



DRAW
&
WRITE

1. There is rain and hail.
2. Mandla feels very sad.





MONDAY

	LOOK & SAY	sad	saw	sit	friends	very
	SOUND OUT	pain	gain	rain	main	
		fail	wail	hail	jail	
	★	I am sad in the rain and hail.				
	READ	I saw the <u>rain</u> . I saw the <u>hail</u> . I saw the <u>rain</u> and the <u>hail</u> . I saw my friend in the <u>rain</u> and the <u>hail</u> . My friends <u>wail</u> in the <u>hail</u> .				

TUESDAY

	WRITE	Copy the  and  words from Monday into your exercise books.				
---	-------	--	--	--	--	--

WEDNESDAY

	LOOK & SAY	sad	saw	sit	friends	very
	SOUND OUT	pain	gain	rain	main	
		fail	wail	hail	jail	
	★	I will <u>wail</u> in <u>jail</u> .				
	READ	The bad man is in <u>jail</u> . He will sit in <u>jail</u> and be sad. He will not get his <u>mail</u> in <u>jail</u> . His friends will <u>fail</u> to send him <u>mail</u> .				

THURSDAY



LOOK &
SAY

sad

saw

sit

friends

very



READ



Mandla is very sad. He saw his mom. He saw his dad. He saw his friends. Mandla will sit and be sad. Mandla will sit and be sad and wail and be in pain.

FRIDAY



LOOK &
SAY

sad

saw

sit

friends





very



DRAW
&
WRITE

1. There is rain and hail.
2. Mandla feels very sad.





MONDAY

	LOOK & SAY	sad	saw	sit	friends	very
	SOUND OUT	pain	gain	rain	main	
		fail	wail	hail	jail	
	★	I am sad in the rain and hail.				
	READ	I saw the <u>rain</u> . I saw the <u>hail</u> . I saw the <u>rain</u> and the <u>hail</u> . I saw my friend in the <u>rain</u> and the <u>hail</u> . My friends <u>wail</u> in the <u>hail</u> .				

TUESDAY

	WRITE	Copy the  and  words from Monday into your exercise books.				
---	-------	--	--	--	--	--

WEDNESDAY

	LOOK & SAY	sad	saw	sit	friends	very
	SOUND OUT	pain	gain	rain	main	
		fail	wail	hail	jail	
	★	I will <u>wail</u> in <u>jail</u> .				
	READ	The bad man is in <u>jail</u> . He will sit in <u>jail</u> and be sad. He will not get his <u>mail</u> in <u>jail</u> . His friends will <u>fail</u> to send him <u>mail</u> .				

THURSDAY



LOOK &
SAY

sad

saw

sit

friends

very



READ



Mandla is very sad. He saw his mom. He saw his dad. He saw his friends. Mandla will sit and be sad. Mandla will sit and be sad and wail and be in pain.

FRIDAY



LOOK &
SAY

sad

saw

sit

friends





very



DRAW
&
WRITE

1. There is rain and hail.
2. Mandla feels very sad.





MONDAY

	LOOK & SAY	sad	saw	sit	friends	very
	SOUND OUT	pain	gain	rain	main	
		fail	wail	hail	jail	
	★	I am sad in the rain and hail.				
	READ	I saw the <u>rain</u> . I saw the <u>hail</u> . I saw the <u>rain</u> and the <u>hail</u> . I saw my friend in the <u>rain</u> and the <u>hail</u> . My friends <u>wail</u> in the <u>hail</u> .				

TUESDAY

	WRITE	Copy the  and  words from Monday into your exercise books.				
---	-------	--	--	--	--	--

WEDNESDAY

	LOOK & SAY	sad	saw	sit	friends	very
	SOUND OUT	pain	gain	rain	main	
		fail	wail	hail	jail	
	★	I will <u>wail</u> in <u>jail</u> .				
	READ	The bad man is in <u>jail</u> . He will sit in <u>jail</u> and be sad. He will not get his <u>mail</u> in <u>jail</u> . His friends will <u>fail</u> to send him <u>mail</u> .				

THURSDAY



LOOK &
SAY

sad

saw

sit

friends

very



READ



Mandla is very sad. He saw his mom. He saw his dad. He saw his friends. Mandla will sit and be sad. Mandla will sit and be sad and wail and be in pain.

FRIDAY



LOOK &
SAY

sad

saw

sit

friends





very



DRAW
&
WRITE

1. There is rain and hail.
2. Mandla feels very sad.





MONDAY

	LOOK & SAY	sad	saw	sit	friends	very
	SOUND OUT	pain	gain	rain	main	
		fail	wail	hail	jail	
	★	I am sad in the rain and hail.				
	READ	I saw the <u>rain</u> . I saw the <u>hail</u> . I saw the <u>rain</u> and the <u>hail</u> . I saw my friend in the <u>rain</u> and the <u>hail</u> . My friends <u>wail</u> in the <u>hail</u> .				

TUESDAY

	WRITE	Copy the  and  words from Monday into your exercise books.				
---	-------	--	--	--	--	--

WEDNESDAY

	LOOK & SAY	sad	saw	sit	friends	very
	SOUND OUT	pain	gain	rain	main	
		fail	wail	hail	jail	
	★	I will <u>wail</u> in <u>jail</u> .				
	READ	The bad man is in <u>jail</u> . He will sit in <u>jail</u> and be sad. He will not get his <u>mail</u> in <u>jail</u> . His friends will <u>fail</u> to send him <u>mail</u> .				

THURSDAY



LOOK &
SAY

sad

saw

sit

friends

very



READ



Mandla is very sad. He saw his mom. He saw his dad. He saw his friends. Mandla will sit and be sad. Mandla will sit and be sad and wail and be in pain.

FRIDAY



LOOK &
SAY

sad

saw

sit

friends





very



DRAW
&
WRITE

1. There is rain and hail.
2. Mandla feels very sad.





MONDAY

	LOOK & SAY	sad	saw	sit	friends	very
	SOUND OUT	pain	gain	rain	main	
		fail	wail	hail	jail	
	★	I am sad in the rain and hail.				
	READ	I saw the <u>rain</u> . I saw the <u>hail</u> . I saw the <u>rain</u> and the <u>hail</u> . I saw my friend in the <u>rain</u> and the <u>hail</u> . My friends <u>wail</u> in the <u>hail</u> .				

TUESDAY

	WRITE	Copy the  and  words from Monday into your exercise books.				
---	-------	--	--	--	--	--

WEDNESDAY

	LOOK & SAY	sad	saw	sit	friends	very
	SOUND OUT	pain	gain	rain	main	
		fail	wail	hail	jail	
	★	I will <u>wail</u> in <u>jail</u> .				
	READ	The bad man is in <u>jail</u> . He will sit in <u>jail</u> and be sad. He will not get his <u>mail</u> in <u>jail</u> . His friends will <u>fail</u> to send him <u>mail</u> .				

THURSDAY



LOOK &
SAY

sad

saw

sit

friends

very



READ



Mandla is very sad. He saw his mom. He saw his dad. He saw his friends. Mandla will sit and be sad. Mandla will sit and be sad and wail and be in pain.

FRIDAY



LOOK &
SAY

sad

saw

sit

friends





very



DRAW
&
WRITE

1. There is rain and hail.
2. Mandla feels very sad.





MONDAY

	LOOK & SAY	sad	saw	sit	friends	very
	SOUND OUT	pain	gain	rain	main	
		fail	wail	hail	jail	
	★	I am sad in the rain and hail.				
	READ	I saw the <u>rain</u> . I saw the <u>hail</u> . I saw the <u>rain</u> and the <u>hail</u> . I saw my friend in the <u>rain</u> and the <u>hail</u> . My friends <u>wail</u> in the <u>hail</u> .				

TUESDAY

	WRITE	Copy the  and  words from Monday into your exercise books.				
---	-------	--	--	--	--	--

WEDNESDAY

	LOOK & SAY	sad	saw	sit	friends	very
	SOUND OUT	pain	gain	rain	main	
		fail	wail	hail	jail	
	★	I will <u>wail</u> in <u>jail</u> .				
	READ	The bad man is in <u>jail</u> . He will sit in <u>jail</u> and be sad. He will not get his <u>mail</u> in <u>jail</u> . His friends will <u>fail</u> to send him <u>mail</u> .				

THURSDAY



LOOK &
SAY

sad

saw

sit

friends

very



READ



Mandla is very sad. He saw his mom. He saw his dad. He saw his friends. Mandla will sit and be sad. Mandla will sit and be sad and wail and be in pain.

FRIDAY



LOOK &
SAY

sad

saw

sit

friends





very



DRAW
&
WRITE

1. There is rain and hail.
2. Mandla feels very sad.





MONDAY

	LOOK & SAY	sad	saw	sit	friends	very
	SOUND OUT	pain	gain	rain	main	
		fail	wail	hail	jail	
	★	I am sad in the rain and hail.				
	READ	I saw the <u>rain</u> . I saw the <u>hail</u> . I saw the <u>rain</u> and the <u>hail</u> . I saw my friend in the <u>rain</u> and the <u>hail</u> . My friends <u>wail</u> in the <u>hail</u> .				

TUESDAY

	WRITE	Copy the  and  words from Monday into your exercise books.				
---	-------	--	--	--	--	--

WEDNESDAY

	LOOK & SAY	sad	saw	sit	friends	very
	SOUND OUT	pain	gain	rain	main	
		fail	wail	hail	jail	
	★	I will <u>wail</u> in <u>jail</u> .				
	READ	The bad man is in <u>jail</u> . He will sit in <u>jail</u> and be sad. He will not get his <u>mail</u> in <u>jail</u> . His friends will <u>fail</u> to send him <u>mail</u> .				

THURSDAY



LOOK &
SAY

sad

saw

sit

friends

very



READ



Mandla is very sad. He saw his mom. He saw his dad. He saw his friends. Mandla will sit and be sad. Mandla will sit and be sad and wail and be in pain.

FRIDAY



LOOK &
SAY

sad

saw

sit

friends





very



DRAW
&
WRITE

1. There is rain and hail.
2. Mandla feels very sad.





MONDAY

	LOOK & SAY	sad	saw	sit	friends	very
	SOUND OUT	pain	gain	rain	main	
		fail	wail	hail	jail	
	★	I am sad in the rain and hail.				
	READ	I saw the <u>rain</u> . I saw the <u>hail</u> . I saw the <u>rain</u> and the <u>hail</u> . I saw my friend in the <u>rain</u> and the <u>hail</u> . My friends <u>wail</u> in the <u>hail</u> .				

TUESDAY

	WRITE	Copy the  and  words from Monday into your exercise books.				
---	-------	--	--	--	--	--

WEDNESDAY

	LOOK & SAY	sad	saw	sit	friends	very
	SOUND OUT	pain	gain	rain	main	
		fail	wail	hail	jail	
	★	I will <u>wail</u> in <u>jail</u> .				
	READ	The bad man is in <u>jail</u> . He will sit in <u>jail</u> and be sad. He will not get his <u>mail</u> in <u>jail</u> . His friends will <u>fail</u> to send him <u>mail</u> .				

THURSDAY



LOOK &
SAY

sad

saw

sit

friends

very



READ



Mandla is very sad. He saw his mom. He saw his dad. He saw his friends. Mandla will sit and be sad. Mandla will sit and be sad and wail and be in pain.

FRIDAY



LOOK &
SAY

sad

saw

sit

friends





very



DRAW
&
WRITE

1. There is rain and hail.
2. Mandla feels very sad.





MONDAY

	LOOK & SAY	what	doing	play	sleep	happy
	SOUND OUT	train	trail	trap	trip	
		truck	trick	track	trek	
	★	The <u>train</u> is in a <u>trap</u> . The <u>truck</u> is in a <u>trap</u> .				
	READ	What is the <u>train</u> doing on the <u>track</u> ? Can we play with the <u>train</u> on the <u>track</u> ? What is the <u>truck</u> doing on the <u>trail</u> ? Can we play with the <u>truck</u> on the <u>trail</u> ?				


TUESDAY

	WRITE	Copy the  and  words from Monday into your exercise books.				
---	-------	--	--	--	--	--

WEDNESDAY

	LOOK & SAY	what	doing	play	sleep	happy
	SOUND OUT	train	trail	trap	trip	
		truck	trick	track	trek	
	★	The <u>train</u> is on the <u>track</u> .				
	READ	Can we play a <u>trick</u> on my friends. We can set a <u>trap</u> . It will be a jail. We can <u>trap</u> my friends in the jail. We will <u>trick</u> them to go in the <u>trap</u> !				

THURSDAY


	LOOK & SAY	what	doing	play	sleep	happy
---	------------	------	-------	------	-------	-------



READ

Mandla is very happy. He is not sad. He saw his mom. He saw his dad. He saw his friends. It was a trick. He will play with his friends. He will play with his friends and be happy.

FRIDAY





	LOOK & SAY	what	doing	play	sleep	friends
---	------------	------	-------	------	-------	---------



DRAW & WRITE

1. The train is on the track.
2. Mandla is happy.





MONDAY

	LOOK & SAY	what	doing	play	sleep	happy
	SOUND OUT	train	trail	trap	trip	
		truck	trick	track	trek	
	★	The <u>train</u> is in a <u>trap</u> . The <u>truck</u> is in a <u>trap</u> .				
	READ	What is the <u>train</u> doing on the <u>track</u> ? Can we play with the <u>train</u> on the <u>track</u> ? What is the <u>truck</u> doing on the <u>trail</u> ? Can we play with the <u>truck</u> on the <u>trail</u> ?				


TUESDAY

	WRITE	Copy the  and  words from Monday into your exercise books.				
---	-------	--	--	--	--	--

WEDNESDAY

	LOOK & SAY	what	doing	play	sleep	happy
	SOUND OUT	train	trail	trap	trip	
		truck	trick	track	trek	
	★	The <u>train</u> is on the <u>track</u> .				
	READ	Can we play a <u>trick</u> on my friends. We can set a <u>trap</u> . It will be a jail. We can <u>trap</u> my friends in the jail. We will <u>trick</u> them to go in the <u>trap</u> !				

THURSDAY


	LOOK & SAY	what	doing	play	sleep	happy
---	------------	------	-------	------	-------	-------



READ

Mandla is very happy. He is not sad. He saw his mom. He saw his dad. He saw his friends. It was a trick. He will play with his friends. He will play with his friends and be happy.

FRIDAY





	LOOK & SAY	what	doing	play	sleep	friends
---	------------	------	-------	------	-------	---------



DRAW & WRITE

1. The train is on the track.
2. Mandla is happy.





MONDAY

	LOOK & SAY	what	doing	play	sleep	happy
	SOUND OUT	train	trail	trap	trip	
		truck	trick	track	trek	
	★	The <u>train</u> is in a <u>trap</u> . The <u>truck</u> is in a <u>trap</u> .				
	READ	What is the <u>train</u> doing on the <u>track</u> ? Can we play with the <u>train</u> on the <u>track</u> ? What is the <u>truck</u> doing on the <u>trail</u> ? Can we play with the <u>truck</u> on the <u>trail</u> ?				


TUESDAY

	WRITE	Copy the  and  words from Monday into your exercise books.				
---	-------	--	--	--	--	--

WEDNESDAY

	LOOK & SAY	what	doing	play	sleep	happy
	SOUND OUT	train	trail	trap	trip	
		truck	trick	track	trek	
	★	The <u>train</u> is on the <u>track</u> .				
	READ	Can we play a <u>trick</u> on my friends. We can set a <u>trap</u> . It will be a jail. We can <u>trap</u> my friends in the jail. We will <u>trick</u> them to go in the <u>trap</u> !				

THURSDAY


	LOOK & SAY	what	doing	play	sleep	happy
---	------------	------	-------	------	-------	-------



READ

Mandla is very happy. He is not sad. He saw his mom. He saw his dad. He saw his friends. It was a trick. He will play with his friends. He will play with his friends and be happy.

FRIDAY





	LOOK & SAY	what	doing	play	sleep	friends
---	------------	------	-------	------	-------	---------



DRAW & WRITE

1. The train is on the track.
2. Mandla is happy.





MONDAY

	LOOK & SAY	what	doing	play	sleep	happy
	SOUND OUT	train	trail	trap	trip	
		truck	trick	track	trek	
	★	The <u>train</u> is in a <u>trap</u> . The <u>truck</u> is in a <u>trap</u> .				
	READ	What is the <u>train</u> doing on the <u>track</u> ? Can we play with the <u>train</u> on the <u>track</u> ? What is the <u>truck</u> doing on the <u>trail</u> ? Can we play with the <u>truck</u> on the <u>trail</u> ?				


TUESDAY

	WRITE	Copy the  and  words from Monday into your exercise books.				
---	-------	--	--	--	--	--

WEDNESDAY

	LOOK & SAY	what	doing	play	sleep	happy
	SOUND OUT	train	trail	trap	trip	
		truck	trick	track	trek	
	★	The <u>train</u> is on the <u>track</u> .				
	READ	Can we play a <u>trick</u> on my friends. We can set a <u>trap</u> . It will be a jail. We can <u>trap</u> my friends in the jail. We will <u>trick</u> them to go in the <u>trap</u> !				

THURSDAY


	LOOK & SAY	what	doing	play	sleep	happy
---	------------	------	-------	------	-------	-------



READ

Mandla is very happy. He is not sad. He saw his mom. He saw his dad. He saw his friends. It was a trick. He will play with his friends. He will play with his friends and be happy.

FRIDAY





	LOOK & SAY	what	doing	play	sleep	friends
---	------------	------	-------	------	-------	---------



DRAW & WRITE

1. The train is on the track.
2. Mandla is happy.





MONDAY

	LOOK & SAY	what	doing	play	sleep	happy
	SOUND OUT	train	trail	trap	trip	
		truck	trick	track	trek	
	★	The <u>train</u> is in a <u>trap</u> . The <u>truck</u> is in a <u>trap</u> .				
	READ	What is the <u>train</u> doing on the <u>track</u> ? Can we play with the <u>train</u> on the <u>track</u> ? What is the <u>truck</u> doing on the <u>trail</u> ? Can we play with the <u>truck</u> on the <u>trail</u> ?				


TUESDAY

	WRITE	Copy the  and  words from Monday into your exercise books.				
---	-------	--	--	--	--	--

WEDNESDAY

	LOOK & SAY	what	doing	play	sleep	happy
	SOUND OUT	train	trail	trap	trip	
		truck	trick	track	trek	
	★	The <u>train</u> is on the <u>track</u> .				
	READ	Can we play a <u>trick</u> on my friends. We can set a <u>trap</u> . It will be a jail. We can <u>trap</u> my friends in the jail. We will <u>trick</u> them to go in the <u>trap</u> !				

THURSDAY


	LOOK & SAY	what	doing	play	sleep	happy
---	------------	------	-------	------	-------	-------



READ

Mandla is very happy. He is not sad. He saw his mom. He saw his dad. He saw his friends. It was a trick. He will play with his friends. He will play with his friends and be happy.

FRIDAY





	LOOK & SAY	what	doing	play	sleep	friends
---	------------	------	-------	------	-------	---------



DRAW & WRITE

1. The train is on the track.
2. Mandla is happy.





MONDAY

	LOOK & SAY	what	doing	play	sleep	happy
	SOUND OUT	train	trail	trap	trip	
		truck	trick	track	trek	
	★	The <u>train</u> is in a <u>trap</u> . The <u>truck</u> is in a <u>trap</u> .				
	READ	What is the <u>train</u> doing on the <u>track</u> ? Can we play with the <u>train</u> on the <u>track</u> ? What is the <u>truck</u> doing on the <u>trail</u> ? Can we play with the <u>truck</u> on the <u>trail</u> ?				


TUESDAY

	WRITE	Copy the  and  words from Monday into your exercise books.				
---	-------	--	--	--	--	--

WEDNESDAY

	LOOK & SAY	what	doing	play	sleep	happy
	SOUND OUT	train	trail	trap	trip	
		truck	trick	track	trek	
	★	The <u>train</u> is on the <u>track</u> .				
	READ	Can we play a <u>trick</u> on my friends. We can set a <u>trap</u> . It will be a jail. We can <u>trap</u> my friends in the jail. We will <u>trick</u> them to go in the <u>trap</u> !				

THURSDAY


	LOOK & SAY	what	doing	play	sleep	happy
---	------------	------	-------	------	-------	-------



READ

Mandla is very happy. He is not sad. He saw his mom. He saw his dad. He saw his friends. It was a trick. He will play with his friends. He will play with his friends and be happy.

FRIDAY





	LOOK & SAY	what	doing	play	sleep	friends
---	------------	------	-------	------	-------	---------



DRAW & WRITE

1. The train is on the track.
2. Mandla is happy.





MONDAY

	LOOK & SAY	what	doing	play	sleep	happy
	SOUND OUT	train	trail	trap	trip	
		truck	trick	track	trek	
	★	The <u>train</u> is in a <u>trap</u> . The <u>truck</u> is in a <u>trap</u> .				
	READ	What is the <u>train</u> doing on the <u>track</u> ? Can we play with the <u>train</u> on the <u>track</u> ? What is the <u>truck</u> doing on the <u>trail</u> ? Can we play with the <u>truck</u> on the <u>trail</u> ?				


TUESDAY




	WRITE	Copy the  and  words from Monday into your exercise books.				
---	-------	--	--	--	--	--

WEDNESDAY


	LOOK & SAY	what	doing	play	sleep	happy
	SOUND OUT	train	trail	trap	trip	
		truck	trick	track	trek	
	★	The <u>train</u> is on the <u>track</u> .				
	READ	Can we play a <u>trick</u> on my friends. We can set a <u>trap</u> . It will be a jail. We can <u>trap</u> my friends in the jail. We will <u>trick</u> them to go in the <u>trap</u> !				


THURSDAY

	LOOK & SAY	what	doing	play	sleep	happy
---	------------	------	-------	------	-------	-------





 	<p>READ</p>	 <p>Mandla is very happy. He is not sad. He saw his mom. He saw his dad. He saw his friends. It was a <u>trick</u>. He will play with his friends. He will play with his friends and be happy.</p>
--	-------------	--

FRIDAY

	LOOK & SAY	what	doing	play	sleep	friends
---	------------	------	-------	------	-------	---------

	<p>DRAW & WRITE</p>	<ol style="list-style-type: none"> 1. The <u>train</u> is on the <u>track</u>. 2. Mandla is happy.
---	-------------------------	--





MONDAY

	LOOK & SAY	what	doing	play	sleep	happy
	SOUND OUT	train	trail	trap	trip	
		truck	trick	track	trek	
	★	The <u>train</u> is in a <u>trap</u> . The <u>truck</u> is in a <u>trap</u> .				
	READ	What is the <u>train</u> doing on the <u>track</u> ? Can we play with the <u>train</u> on the <u>track</u> ? What is the <u>truck</u> doing on the <u>trail</u> ? Can we play with the <u>truck</u> on the <u>trail</u> ?				


TUESDAY

	WRITE	Copy the  and  words from Monday into your exercise books.				
---	-------	--	--	--	--	--

WEDNESDAY

	LOOK & SAY	what	doing	play	sleep	happy
	SOUND OUT	train	trail	trap	trip	
		truck	trick	track	trek	
	★	The <u>train</u> is on the <u>track</u> .				
	READ	Can we play a <u>trick</u> on my friends. We can set a <u>trap</u> . It will be a jail. We can <u>trap</u> my friends in the jail. We will <u>trick</u> them to go in the <u>trap</u> !				

THURSDAY


	LOOK & SAY	what	doing	play	sleep	happy
---	------------	------	-------	------	-------	-------



READ

Mandla is very happy. He is not sad. He saw his mom. He saw his dad. He saw his friends. It was a trick. He will play with his friends. He will play with his friends and be happy.

FRIDAY





	LOOK & SAY	what	doing	play	sleep	friends
---	------------	------	-------	------	-------	---------



DRAW & WRITE

1. The train is on the track.
2. Mandla is happy.





MONDAY

	LOOK & SAY	what	doing	play	sleep	happy
	SOUND OUT	train	trail	trap	trip	
		truck	trick	track	trek	
	★	The <u>train</u> is in a <u>trap</u> . The <u>truck</u> is in a <u>trap</u> .				
	READ	What is the <u>train</u> doing on the <u>track</u> ? Can we play with the <u>train</u> on the <u>track</u> ? What is the <u>truck</u> doing on the <u>trail</u> ? Can we play with the <u>truck</u> on the <u>trail</u> ?				


TUESDAY

	WRITE	Copy the  and  words from Monday into your exercise books.				
---	-------	--	--	--	--	--

WEDNESDAY

	LOOK & SAY	what	doing	play	sleep	happy
	SOUND OUT	train	trail	trap	trip	
		truck	trick	track	trek	
	★	The <u>train</u> is on the <u>track</u> .				
	READ	Can we play a <u>trick</u> on my friends. We can set a <u>trap</u> . It will be a jail. We can <u>trap</u> my friends in the jail. We will <u>trick</u> them to go in the <u>trap</u> !				

THURSDAY


	LOOK & SAY	what	doing	play	sleep	happy
---	------------	------	-------	------	-------	-------



READ

Mandla is very happy. He is not sad. He saw his mom. He saw his dad. He saw his friends. It was a trick. He will play with his friends. He will play with his friends and be happy.

FRIDAY





	LOOK & SAY	what	doing	play	sleep	friends
---	------------	------	-------	------	-------	---------



DRAW & WRITE

1. The train is on the track.
2. Mandla is happy.





MONDAY

	LOOK & SAY	what	doing	play	sleep	happy
	SOUND OUT	train	trail	trap	trip	
		truck	trick	track	trek	
	★	The <u>train</u> is in a <u>trap</u> . The <u>truck</u> is in a <u>trap</u> .				
	READ	What is the <u>train</u> doing on the <u>track</u> ? Can we play with the <u>train</u> on the <u>track</u> ? What is the <u>truck</u> doing on the <u>trail</u> ? Can we play with the <u>truck</u> on the <u>trail</u> ?				


TUESDAY

	WRITE	Copy the  and  words from Monday into your exercise books.				
---	-------	--	--	--	--	--

WEDNESDAY

	LOOK & SAY	what	doing	play	sleep	happy
	SOUND OUT	train	trail	trap	trip	
		truck	trick	track	trek	
	★	The <u>train</u> is on the <u>track</u> .				
	READ	Can we play a <u>trick</u> on my friends. We can set a <u>trap</u> . It will be a jail. We can <u>trap</u> my friends in the jail. We will <u>trick</u> them to go in the <u>trap</u> !				

THURSDAY


	LOOK & SAY	what	doing	play	sleep	happy
---	------------	------	-------	------	-------	-------



READ

Mandla is very happy. He is not sad. He saw his mom. He saw his dad. He saw his friends. It was a trick. He will play with his friends. He will play with his friends and be happy.

FRIDAY





	LOOK & SAY	what	doing	play	sleep	friends
---	------------	------	-------	------	-------	---------



DRAW & WRITE

1. The train is on the track.
2. Mandla is happy.





MONDAY

	LOOK & SAY	what	doing	play	sleep	happy
	SOUND OUT	train	trail	trap	trip	
		truck	trick	track	trek	
	★	The <u>train</u> is in a <u>trap</u> . The <u>truck</u> is in a <u>trap</u> .				
	READ	What is the <u>train</u> doing on the <u>track</u> ? Can we play with the <u>train</u> on the <u>track</u> ? What is the <u>truck</u> doing on the <u>trail</u> ? Can we play with the <u>truck</u> on the <u>trail</u> ?				


TUESDAY

	WRITE	Copy the  and  words from Monday into your exercise books.				
---	-------	--	--	--	--	--

WEDNESDAY

	LOOK & SAY	what	doing	play	sleep	happy
	SOUND OUT	train	trail	trap	trip	
		truck	trick	track	trek	
	★	The <u>train</u> is on the <u>track</u> .				
	READ	Can we play a <u>trick</u> on my friends. We can set a <u>trap</u> . It will be a jail. We can <u>trap</u> my friends in the jail. We will <u>trick</u> them to go in the <u>trap</u> !				

THURSDAY


	LOOK & SAY	what	doing	play	sleep	happy
---	------------	------	-------	------	-------	-------



READ

Mandla is very happy. He is not sad. He saw his mom. He saw his dad. He saw his friends. It was a trick. He will play with his friends. He will play with his friends and be happy.

FRIDAY





	LOOK & SAY	what	doing	play	sleep	friends
---	------------	------	-------	------	-------	---------



DRAW & WRITE

1. The train is on the track.
2. Mandla is happy.





MONDAY

	LOOK & SAY	what	doing	play	sleep	happy
	SOUND OUT	train	trail	trap	trip	
		truck	trick	track	trek	
	★	The <u>train</u> is in a <u>trap</u> . The <u>truck</u> is in a <u>trap</u> .				
	READ	What is the <u>train</u> doing on the <u>track</u> ? Can we play with the <u>train</u> on the <u>track</u> ? What is the <u>truck</u> doing on the <u>trail</u> ? Can we play with the <u>truck</u> on the <u>trail</u> ?				


TUESDAY




	WRITE	Copy the  and  words from Monday into your exercise books.				
---	-------	--	--	--	--	--

WEDNESDAY


	LOOK & SAY	what	doing	play	sleep	happy
	SOUND OUT	train	trail	trap	trip	
		truck	trick	track	trek	
	★	The <u>train</u> is on the <u>track</u> .				
	READ	Can we play a <u>trick</u> on my friends. We can set a <u>trap</u> . It will be a jail. We can <u>trap</u> my friends in the jail. We will <u>trick</u> them to go in the <u>trap</u> !				


THURSDAY

	LOOK & SAY	what	doing	play	sleep	happy
---	------------	------	-------	------	-------	-------





 	<p>READ</p>	 <p>Mandla is very happy. He is not sad. He saw his mom. He saw his dad. He saw his friends. It was a <u>trick</u>. He will play with his friends. He will play with his friends and be happy.</p>
--	-------------	--

FRIDAY

	LOOK & SAY	what	doing	play	sleep	friends
---	------------	------	-------	------	-------	---------

	<p>DRAW & WRITE</p>	<ol style="list-style-type: none"> 1. The <u>train</u> is on the <u>track</u>. 2. Mandla is happy.
---	-------------------------	--





MONDAY

	LOOK & SAY	what	doing	play	sleep	happy
	SOUND OUT	train	trail	trap	trip	
		truck	trick	track	trek	
	★	The <u>train</u> is in a <u>trap</u> . The <u>truck</u> is in a <u>trap</u> .				
	READ	What is the <u>train</u> doing on the <u>track</u> ? Can we play with the <u>train</u> on the <u>track</u> ? What is the <u>truck</u> doing on the <u>trail</u> ? Can we play with the <u>truck</u> on the <u>trail</u> ?				


TUESDAY

	WRITE	Copy the  and  words from Monday into your exercise books.				
---	-------	--	--	--	--	--

WEDNESDAY

	LOOK & SAY	what	doing	play	sleep	happy
	SOUND OUT	train	trail	trap	trip	
		truck	trick	track	trek	
	★	The <u>train</u> is on the <u>track</u> .				
	READ	Can we play a <u>trick</u> on my friends. We can set a <u>trap</u> . It will be a jail. We can <u>trap</u> my friends in the jail. We will <u>trick</u> them to go in the <u>trap</u> !				

THURSDAY


	LOOK & SAY	what	doing	play	sleep	happy
---	------------	------	-------	------	-------	-------



READ

Mandla is very happy. He is not sad. He saw his mom. He saw his dad. He saw his friends. It was a trick. He will play with his friends. He will play with his friends and be happy.

FRIDAY





	LOOK & SAY	what	doing	play	sleep	friends
---	------------	------	-------	------	-------	---------



DRAW & WRITE

1. The train is on the track.
2. Mandla is happy.





MONDAY

	LOOK & SAY	what	doing	play	sleep	happy
	SOUND OUT	train	trail	trap	trip	
		truck	trick	track	trek	
	★	The <u>train</u> is in a <u>trap</u> . The <u>truck</u> is in a <u>trap</u> .				
	READ	What is the <u>train</u> doing on the <u>track</u> ? Can we play with the <u>train</u> on the <u>track</u> ? What is the <u>truck</u> doing on the <u>trail</u> ? Can we play with the <u>truck</u> on the <u>trail</u> ?				


TUESDAY

	WRITE	Copy the  and  words from Monday into your exercise books.				
---	-------	--	--	--	--	--

WEDNESDAY

	LOOK & SAY	what	doing	play	sleep	happy
	SOUND OUT	train	trail	trap	trip	
		truck	trick	track	trek	
	★	The <u>train</u> is on the <u>track</u> .				
	READ	Can we play a <u>trick</u> on my friends. We can set a <u>trap</u> . It will be a jail. We can <u>trap</u> my friends in the jail. We will <u>trick</u> them to go in the <u>trap</u> !				

THURSDAY


	LOOK & SAY	what	doing	play	sleep	happy
---	------------	------	-------	------	-------	-------



READ

Mandla is very happy. He is not sad. He saw his mom. He saw his dad. He saw his friends. It was a trick. He will play with his friends. He will play with his friends and be happy.

FRIDAY





	LOOK & SAY	what	doing	play	sleep	friends
---	------------	------	-------	------	-------	---------



DRAW & WRITE

1. The train is on the track.
2. Mandla is happy.





MONDAY

	LOOK & SAY	what	doing	play	sleep	happy
	SOUND OUT	train	trail	trap	trip	
		truck	trick	track	trek	
	★	The <u>train</u> is in a <u>trap</u> . The <u>truck</u> is in a <u>trap</u> .				
	READ	What is the <u>train</u> doing on the <u>track</u> ? Can we play with the <u>train</u> on the <u>track</u> ? What is the <u>truck</u> doing on the <u>trail</u> ? Can we play with the <u>truck</u> on the <u>trail</u> ?				


TUESDAY

	WRITE	Copy the  and  words from Monday into your exercise books.				
---	-------	--	--	--	--	--

WEDNESDAY

	LOOK & SAY	what	doing	play	sleep	happy
	SOUND OUT	train	trail	trap	trip	
		truck	trick	track	trek	
	★	The <u>train</u> is on the <u>track</u> .				
	READ	Can we play a <u>trick</u> on my friends. We can set a <u>trap</u> . It will be a jail. We can <u>trap</u> my friends in the jail. We will <u>trick</u> them to go in the <u>trap</u> !				

THURSDAY


	LOOK & SAY	what	doing	play	sleep	happy
---	------------	------	-------	------	-------	-------



READ

Mandla is very happy. He is not sad. He saw his mom. He saw his dad. He saw his friends. It was a trick. He will play with his friends. He will play with his friends and be happy.

FRIDAY





	LOOK & SAY	what	doing	play	sleep	friends
---	------------	------	-------	------	-------	---------



DRAW & WRITE

1. The train is on the track.
2. Mandla is happy.





MONDAY

	LOOK & SAY	what	doing	play	sleep	happy
	SOUND OUT	train	trail	trap	trip	
		truck	trick	track	trek	
	★	The <u>train</u> is in a <u>trap</u> . The <u>truck</u> is in a <u>trap</u> .				
	READ	What is the <u>train</u> doing on the <u>track</u> ? Can we play with the <u>train</u> on the <u>track</u> ? What is the <u>truck</u> doing on the <u>trail</u> ? Can we play with the <u>truck</u> on the <u>trail</u> ?				


TUESDAY




	WRITE	Copy the  and  words from Monday into your exercise books.				
---	-------	--	--	--	--	--

WEDNESDAY


	LOOK & SAY	what	doing	play	sleep	happy
	SOUND OUT	train	trail	trap	trip	
		truck	trick	track	trek	
	★	The <u>train</u> is on the <u>track</u> .				
	READ	Can we play a <u>trick</u> on my friends. We can set a <u>trap</u> . It will be a jail. We can <u>trap</u> my friends in the jail. We will <u>trick</u> them to go in the <u>trap</u> !				


THURSDAY

	LOOK & SAY	what	doing	play	sleep	happy
---	------------	------	-------	------	-------	-------





 	<p>READ</p>	 <p>Mandla is very happy. He is not sad. He saw his mom. He saw his dad. He saw his friends. It was a <u>trick</u>. He will play with his friends. He will play with his friends and be happy.</p>
--	-------------	--

FRIDAY

	LOOK & SAY	what	doing	play	sleep	friends
---	------------	------	-------	------	-------	---------

	<p>DRAW & WRITE</p>	<ol style="list-style-type: none"> 1. The <u>train</u> is on the <u>track</u>. 2. Mandla is happy.
---	-------------------------	--





MONDAY

	LOOK & SAY	what	doing	play	sleep	happy
	SOUND OUT	train	trail	trap	trip	
		truck	trick	track	trek	
	★	The <u>train</u> is in a <u>trap</u> . The <u>truck</u> is in a <u>trap</u> .				
	READ	What is the <u>train</u> doing on the <u>track</u> ? Can we play with the <u>train</u> on the <u>track</u> ? What is the <u>truck</u> doing on the <u>trail</u> ? Can we play with the <u>truck</u> on the <u>trail</u> ?				


TUESDAY

	WRITE	Copy the  and  words from Monday into your exercise books.				
---	-------	--	--	--	--	--

WEDNESDAY

	LOOK & SAY	what	doing	play	sleep	happy
	SOUND OUT	train	trail	trap	trip	
		truck	trick	track	trek	
	★	The <u>train</u> is on the <u>track</u> .				
	READ	Can we play a <u>trick</u> on my friends. We can set a <u>trap</u> . It will be a jail. We can <u>trap</u> my friends in the jail. We will <u>trick</u> them to go in the <u>trap</u> !				

THURSDAY


	LOOK & SAY	what	doing	play	sleep	happy
---	------------	------	-------	------	-------	-------



READ

Mandla is very happy. He is not sad. He saw his mom. He saw his dad. He saw his friends. It was a trick. He will play with his friends. He will play with his friends and be happy.

FRIDAY





	LOOK & SAY	what	doing	play	sleep	friends
---	------------	------	-------	------	-------	---------



DRAW & WRITE

1. The train is on the track.
2. Mandla is happy.





MONDAY

	LOOK & SAY	what	doing	play	sleep	happy
	SOUND OUT	train	trail	trap	trip	
		truck	trick	track	trek	
	★	The <u>train</u> is in a <u>trap</u> . The <u>truck</u> is in a <u>trap</u> .				
	READ	What is the <u>train</u> doing on the <u>track</u> ? Can we play with the <u>train</u> on the <u>track</u> ? What is the <u>truck</u> doing on the <u>trail</u> ? Can we play with the <u>truck</u> on the <u>trail</u> ?				


TUESDAY




	WRITE	Copy the  and  words from Monday into your exercise books.				
---	-------	--	--	--	--	--

WEDNESDAY


	LOOK & SAY	what	doing	play	sleep	happy
	SOUND OUT	train	trail	trap	trip	
		truck	trick	track	trek	
	★	The <u>train</u> is on the <u>track</u> .				
	READ	Can we play a <u>trick</u> on my friends. We can set a <u>trap</u> . It will be a jail. We can <u>trap</u> my friends in the jail. We will <u>trick</u> them to go in the <u>trap</u> !				


THURSDAY

	LOOK & SAY	what	doing	play	sleep	happy
---	------------	------	-------	------	-------	-------





 	<p>READ</p>	 <p>Mandla is very happy. He is not sad. He saw his mom. He saw his dad. He saw his friends. It was a <u>trick</u>. He will play with his friends. He will play with his friends and be happy.</p>
--	-------------	--

FRIDAY

	LOOK & SAY	what	doing	play	sleep	friends
---	------------	------	-------	------	-------	---------

	<p>DRAW & WRITE</p>	<ol style="list-style-type: none"> 1. The <u>train</u> is on the <u>track</u>. 2. Mandla is happy.
---	-------------------------	--





MONDAY

	LOOK & SAY	what	doing	play	sleep	happy
	SOUND OUT	train	trail	trap	trip	
		truck	trick	track	trek	
	★	The <u>train</u> is in a <u>trap</u> . The <u>truck</u> is in a <u>trap</u> .				
	READ	What is the <u>train</u> doing on the <u>track</u> ? Can we play with the <u>train</u> on the <u>track</u> ? What is the <u>truck</u> doing on the <u>trail</u> ? Can we play with the <u>truck</u> on the <u>trail</u> ?				


TUESDAY

	WRITE	Copy the  and  words from Monday into your exercise books.				
---	-------	--	--	--	--	--

WEDNESDAY

	LOOK & SAY	what	doing	play	sleep	happy
	SOUND OUT	train	trail	trap	trip	
		truck	trick	track	trek	
	★	The <u>train</u> is on the <u>track</u> .				
	READ	Can we play a <u>trick</u> on my friends. We can set a <u>trap</u> . It will be a jail. We can <u>trap</u> my friends in the jail. We will <u>trick</u> them to go in the <u>trap</u> !				

THURSDAY


	LOOK & SAY	what	doing	play	sleep	happy
---	------------	------	-------	------	-------	-------



READ

Mandla is very happy. He is not sad. He saw his mom. He saw his dad. He saw his friends. It was a trick. He will play with his friends. He will play with his friends and be happy.

FRIDAY





	LOOK & SAY	what	doing	play	sleep	friends
---	------------	------	-------	------	-------	---------



DRAW & WRITE

1. The train is on the track.
2. Mandla is happy.





MONDAY

	LOOK & SAY	what	doing	play	sleep	happy
	SOUND OUT	train	trail	trap	trip	
		truck	trick	track	trek	
	★	The <u>train</u> is in a <u>trap</u> . The <u>truck</u> is in a <u>trap</u> .				
	READ	What is the <u>train</u> doing on the <u>track</u> ? Can we play with the <u>train</u> on the <u>track</u> ? What is the <u>truck</u> doing on the <u>trail</u> ? Can we play with the <u>truck</u> on the <u>trail</u> ?				


TUESDAY




	WRITE	Copy the  and  words from Monday into your exercise books.				
---	-------	--	--	--	--	--

WEDNESDAY


	LOOK & SAY	what	doing	play	sleep	happy
	SOUND OUT	train	trail	trap	trip	
		truck	trick	track	trek	
	★	The <u>train</u> is on the <u>track</u> .				
	READ	Can we play a <u>trick</u> on my friends. We can set a <u>trap</u> . It will be a jail. We can <u>trap</u> my friends in the jail. We will <u>trick</u> them to go in the <u>trap</u> !				


THURSDAY

	LOOK & SAY	what	doing	play	sleep	happy
---	------------	------	-------	------	-------	-------





 	<p>READ</p>	 <p>Mandla is very happy. He is not sad. He saw his mom. He saw his dad. He saw his friends. It was a <u>trick</u>. He will play with his friends. He will play with his friends and be happy.</p>
--	-------------	--

FRIDAY

	LOOK & SAY	what	doing	play	sleep	friends
---	------------	------	-------	------	-------	---------

	<p>DRAW & WRITE</p>	<ol style="list-style-type: none"> 1. The <u>train</u> is on the <u>track</u>. 2. Mandla is happy.
---	-------------------------	--





MONDAY

	LOOK & SAY	wish	orange	green	help	can't
	SOUND OUT	rust	trust	must	just	
		last	past	fast	vast	
	★	I <u>must</u> <u>trust</u> the <u>past</u> .				
	READ	Do you <u>trust</u> the orange cat? I <u>just</u> can't <u>trust</u> the orange cat. I wish the orange cat was a green cat. I can't <u>trust</u> an orange cat. I can <u>trust</u> a green cat.				

TUESDAY

	WRITE	Copy the  and  words from Monday into your exercise books.				
---	-------	--	--	--	--	--

WEDNESDAY

	LOOK & SAY	wish	orange	green	help	can't
	SOUND OUT	rust	trust	must	just	
		last	past	fast	vast	
		I can't <u>trust</u> the <u>last</u> train.				
	READ	I saw the green truck. The green truck has <u>rust</u> . The green truck is not <u>fast</u> . I saw the orange truck. The orange truck is <u>fast</u> . The green truck has <u>rust</u> and it is not <u>fast</u> .				

THURSDAY



LOOK &
SAY

wish

orange


green

help

can't



READ



Chuck the truck was sad. I am not fast. I am just a truck. I wish I was fast and not just a truck. A truck can't help. I wish I was happy.

FRIDAY



LOOK &
SAY

wish

orange

green

help





can't



DRAW
&
WRITE

1. A fast orange truck.
2. Chuck the truck is sad.





MONDAY

	LOOK & SAY	wish	orange	green	help	can't
	SOUND OUT	rust	trust	must	just	
		last	past	fast	vast	
	★	I <u>must</u> <u>trust</u> the <u>past</u> .				
	READ	Do you <u>trust</u> the orange cat? I <u>just</u> can't <u>trust</u> the orange cat. I wish the orange cat was a green cat. I can't <u>trust</u> an orange cat. I can <u>trust</u> a green cat.				

TUESDAY

	WRITE	Copy the  and  words from Monday into your exercise books.				
---	-------	--	--	--	--	--

WEDNESDAY

	LOOK & SAY	wish	orange	green	help	can't
	SOUND OUT	rust	trust	must	just	
		last	past	fast	vast	
		I can't <u>trust</u> the <u>last</u> train.				
	READ	I saw the green truck. The green truck has <u>rust</u> . The green truck is not <u>fast</u> . I saw the orange truck. The orange truck is <u>fast</u> . The green truck has <u>rust</u> and it is not <u>fast</u> .				

THURSDAY



LOOK &
SAY

wish

orange


green

help

can't



READ



Chuck the truck was sad. I am not fast. I am just a truck. I wish I was fast and not just a truck. A truck can't help. I wish I was happy.

FRIDAY



LOOK &
SAY

wish

orange

green

help






can't



DRAW
&
WRITE

1. A fast orange truck.
2. Chuck the truck is sad.






MONDAY

	LOOK & SAY	wish	orange	green	help	can't
	SOUND OUT	rust	trust	must	just	
		last	past	fast	vast	
	★	I <u>must</u> <u>trust</u> the <u>past</u> .				
 	READ	Do you <u>trust</u> the orange cat? I <u>just</u> can't <u>trust</u> the orange cat. I wish the orange cat was a green cat. I can't <u>trust</u> an orange cat. I can <u>trust</u> a green cat.				

TUESDAY

	WRITE	Copy the  and  words from Monday into your exercise books.				
---	-------	--	--	--	--	--

WEDNESDAY

	LOOK & SAY	wish	orange	green	help	can't
	SOUND OUT	rust	trust	must	just	
		last	past	fast	vast	
		I can't <u>trust</u> the <u>last</u> train.				
 	READ	I saw the green truck. The green truck has <u>rust</u> . The green truck is not <u>fast</u> . I saw the orange truck. The orange truck is <u>fast</u> . The green truck has <u>rust</u> and it is not <u>fast</u> .				

THURSDAY



LOOK &
SAY

wish

orange


green

help

can't



READ



Chuck the truck was sad. I am not fast. I am just a truck. I wish I was fast and not just a truck. A truck can't help. I wish I was happy.

FRIDAY



LOOK &
SAY

wish

orange

green

help





can't



DRAW
&
WRITE

1. A fast orange truck.
2. Chuck the truck is sad.





MONDAY

	LOOK & SAY	wish	orange	green	help	can't
	SOUND OUT	rust	trust	must	just	
		last	past	fast	vast	
	★	I <u>must</u> <u>trust</u> the <u>past</u> .				
	READ	Do you <u>trust</u> the orange cat? I <u>just</u> can't <u>trust</u> the orange cat. I wish the orange cat was a green cat. I can't <u>trust</u> an orange cat. I can <u>trust</u> a green cat.				

TUESDAY

	WRITE	Copy the  and  words from Monday into your exercise books.				
---	-------	--	--	--	--	--

WEDNESDAY

	LOOK & SAY	wish	orange	green	help	can't
	SOUND OUT	rust	trust	must	just	
		last	past	fast	vast	
		I can't <u>trust</u> the <u>last</u> train.				
	READ	I saw the green truck. The green truck has <u>rust</u> . The green truck is not <u>fast</u> . I saw the orange truck. The orange truck is <u>fast</u> . The green truck has <u>rust</u> and it is not <u>fast</u> .				

THURSDAY



LOOK &
SAY

wish

orange


green

help

can't



READ



Chuck the truck was sad. I am not fast. I am just a truck. I wish I was fast and not just a truck. A truck can't help. I wish I was happy.

FRIDAY



LOOK &
SAY

wish

orange

green

help





can't



DRAW
&
WRITE

1. A fast orange truck.
2. Chuck the truck is sad.





MONDAY

	LOOK & SAY	wish	orange	green	help	can't
	SOUND OUT	rust	trust	must	just	
		last	past	fast	vast	
	★	I <u>must</u> <u>trust</u> the <u>past</u> .				
	READ	Do you <u>trust</u> the orange cat? I <u>just</u> can't <u>trust</u> the orange cat. I wish the orange cat was a green cat. I can't <u>trust</u> an orange cat. I can <u>trust</u> a green cat.				

TUESDAY

	WRITE	Copy the  and  words from Monday into your exercise books.				
---	-------	--	--	--	--	--

WEDNESDAY

	LOOK & SAY	wish	orange	green	help	can't
	SOUND OUT	rust	trust	must	just	
		last	past	fast	vast	
		I can't <u>trust</u> the <u>last</u> train.				
	READ	I saw the green truck. The green truck has <u>rust</u> . The green truck is not <u>fast</u> . I saw the orange truck. The orange truck is <u>fast</u> . The green truck has <u>rust</u> and it is not <u>fast</u> .				

THURSDAY



LOOK &
SAY

wish

orange


green

help

can't



READ



Chuck the truck was sad. I am not fast. I am just a truck. I wish I was fast and not just a truck. A truck can't help. I wish I was happy.

FRIDAY



LOOK &
SAY

wish

orange

green

help






can't



DRAW
&
WRITE

1. A fast orange truck.
2. Chuck the truck is sad.






MONDAY

	LOOK & SAY	wish	orange	green	help	can't
	SOUND OUT	rust	trust	must	just	
		last	past	fast	vast	
	★	I <u>must</u> <u>trust</u> the <u>past</u> .				
 	READ	Do you <u>trust</u> the orange cat? I <u>just</u> can't <u>trust</u> the orange cat. I wish the orange cat was a green cat. I can't <u>trust</u> an orange cat. I can <u>trust</u> a green cat.				

TUESDAY

	WRITE	Copy the  and  words from Monday into your exercise books.				
---	-------	--	--	--	--	--

WEDNESDAY

	LOOK & SAY	wish	orange	green	help	can't
	SOUND OUT	rust	trust	must	just	
		last	past	fast	vast	
		I can't <u>trust</u> the <u>last</u> train.				
 	READ	I saw the green truck. The green truck has <u>rust</u> . The green truck is not <u>fast</u> . I saw the orange truck. The orange truck is <u>fast</u> . The green truck has <u>rust</u> and it is not <u>fast</u> .				

THURSDAY



LOOK &
SAY

wish

orange


green

help

can't



READ



Chuck the truck was sad. I am not fast. I am just a truck. I wish I was fast and not just a truck. A truck can't help. I wish I was happy.

FRIDAY



LOOK &
SAY

wish

orange

green

help





can't



DRAW
&
WRITE

1. A fast orange truck.
2. Chuck the truck is sad.





MONDAY

	LOOK & SAY	wish	orange	green	help	can't
	SOUND OUT	rust	trust	must	just	
		last	past	fast	vast	
	★	I <u>must</u> <u>trust</u> the <u>past</u> .				
	READ	Do you <u>trust</u> the orange cat? I <u>just</u> can't <u>trust</u> the orange cat. I wish the orange cat was a green cat. I can't <u>trust</u> an orange cat. I can <u>trust</u> a green cat.				

TUESDAY

	WRITE	Copy the  and  words from Monday into your exercise books.				
---	-------	--	--	--	--	--

WEDNESDAY

	LOOK & SAY	wish	orange	green	help	can't
	SOUND OUT	rust	trust	must	just	
		last	past	fast	vast	
		I can't <u>trust</u> the <u>last</u> train.				
	READ	I saw the green truck. The green truck has <u>rust</u> . The green truck is not <u>fast</u> . I saw the orange truck. The orange truck is <u>fast</u> . The green truck has <u>rust</u> and it is not <u>fast</u> .				

THURSDAY



LOOK &
SAY

wish

orange


green

help

can't



READ



Chuck the truck was sad. I am not fast. I am just a truck. I wish I was fast and not just a truck. A truck can't help. I wish I was happy.

FRIDAY



LOOK &
SAY

wish

orange

green

help






can't



DRAW
&
WRITE

1. A fast orange truck.
2. Chuck the truck is sad.






MONDAY

	LOOK & SAY	wish	orange	green	help	can't
	SOUND OUT	rust	trust	must	just	
		last	past	fast	vast	
	★	I <u>must</u> <u>trust</u> the <u>past</u> .				
 	READ	Do you <u>trust</u> the orange cat? I <u>just</u> can't <u>trust</u> the orange cat. I wish the orange cat was a green cat. I can't <u>trust</u> an orange cat. I can <u>trust</u> a green cat.				

TUESDAY

	WRITE	Copy the  and  words from Monday into your exercise books.				
---	-------	--	--	--	--	--

WEDNESDAY

	LOOK & SAY	wish	orange	green	help	can't
	SOUND OUT	rust	trust	must	just	
		last	past	fast	vast	
		I can't <u>trust</u> the <u>last</u> train.				
 	READ	I saw the green truck. The green truck has <u>rust</u> . The green truck is not <u>fast</u> . I saw the orange truck. The orange truck is <u>fast</u> . The green truck has <u>rust</u> and it is not <u>fast</u> .				

THURSDAY



LOOK &
SAY

wish

orange


green

help

can't



READ



Chuck the truck was sad. I am not fast. I am just a truck. I wish I was fast and not just a truck. A truck can't help. I wish I was happy.

FRIDAY



LOOK &
SAY

wish

orange

green

help






can't



DRAW
&
WRITE

1. A fast orange truck.
2. Chuck the truck is sad.






MONDAY

	LOOK & SAY	wish	orange	green	help	can't
	SOUND OUT	rust	trust	must	just	
		last	past	fast	vast	
	★	I <u>must</u> <u>trust</u> the <u>past</u> .				
 	READ	Do you <u>trust</u> the orange cat? I <u>just</u> can't <u>trust</u> the orange cat. I wish the orange cat was a green cat. I can't <u>trust</u> an orange cat. I can <u>trust</u> a green cat.				

TUESDAY

	WRITE	Copy the  and  words from Monday into your exercise books.				
---	-------	--	--	--	--	--

WEDNESDAY

	LOOK & SAY	wish	orange	green	help	can't
	SOUND OUT	rust	trust	must	just	
		last	past	fast	vast	
		I can't <u>trust</u> the <u>last</u> train.				
 	READ	I saw the green truck. The green truck has <u>rust</u> . The green truck is not <u>fast</u> . I saw the orange truck. The orange truck is <u>fast</u> . The green truck has <u>rust</u> and it is not <u>fast</u> .				

THURSDAY



LOOK &
SAY

wish

orange


green

help

can't



READ



Chuck the truck was sad. I am not fast. I am just a truck. I wish I was fast and not just a truck. A truck can't help. I wish I was happy.

FRIDAY



LOOK &
SAY

wish

orange

green

help





can't



DRAW
&
WRITE

1. A fast orange truck.
2. Chuck the truck is sad.





MONDAY

	LOOK & SAY	wish	orange	green	help	can't
	SOUND OUT	rust	trust	must	just	
		last	past	fast	vast	
	★	I <u>must</u> <u>trust</u> the <u>past</u> .				
	READ	Do you <u>trust</u> the orange cat? I <u>just</u> can't <u>trust</u> the orange cat. I wish the orange cat was a green cat. I can't <u>trust</u> an orange cat. I can <u>trust</u> a green cat.				

TUESDAY

	WRITE	Copy the  and  words from Monday into your exercise books.				
---	-------	--	--	--	--	--

WEDNESDAY

	LOOK & SAY	wish	orange	green	help	can't
	SOUND OUT	rust	trust	must	just	
		last	past	fast	vast	
		I can't <u>trust</u> the <u>last</u> train.				
	READ	I saw the green truck. The green truck has <u>rust</u> . The green truck is not <u>fast</u> . I saw the orange truck. The orange truck is <u>fast</u> . The green truck has <u>rust</u> and it is not <u>fast</u> .				

THURSDAY



LOOK &
SAY

wish

orange


green

help

can't



READ



Chuck the truck was sad. I am not fast. I am just a truck. I wish I was fast and not just a truck. A truck can't help. I wish I was happy.

FRIDAY



LOOK &
SAY

wish

orange

green

help





can't



DRAW
&
WRITE

1. A fast orange truck.
2. Chuck the truck is sad.





MONDAY

	LOOK & SAY	wish	orange	green	help	can't
	SOUND OUT	rust	trust	must	just	
		last	past	fast	vast	
	★	I <u>must</u> <u>trust</u> the <u>past</u> .				
	READ	Do you <u>trust</u> the orange cat? I <u>just</u> can't <u>trust</u> the orange cat. I wish the orange cat was a green cat. I can't <u>trust</u> an orange cat. I can <u>trust</u> a green cat.				

TUESDAY

	WRITE	Copy the  and  words from Monday into your exercise books.				
---	-------	--	--	--	--	--

WEDNESDAY

	LOOK & SAY	wish	orange	green	help	can't
	SOUND OUT	rust	trust	must	just	
		last	past	fast	vast	
		I can't <u>trust</u> the <u>last</u> train.				
	READ	I saw the green truck. The green truck has <u>rust</u> . The green truck is not <u>fast</u> . I saw the orange truck. The orange truck is <u>fast</u> . The green truck has <u>rust</u> and it is not <u>fast</u> .				

THURSDAY



LOOK &
SAY

wish

orange


green

help

can't



READ



Chuck the truck was sad. I am not fast. I am just a truck. I wish I was fast and not just a truck. A truck can't help. I wish I was happy.

FRIDAY



LOOK &
SAY

wish

orange

green

help






can't



DRAW
&
WRITE

1. A fast orange truck.
2. Chuck the truck is sad.






MONDAY

	LOOK & SAY	wish	orange	green	help	can't
	SOUND OUT	rust	trust	must	just	
		last	past	fast	vast	
	★	I <u>must</u> <u>trust</u> the <u>past</u> .				
 	READ	Do you <u>trust</u> the orange cat? I <u>just</u> can't <u>trust</u> the orange cat. I wish the orange cat was a green cat. I can't <u>trust</u> an orange cat. I can <u>trust</u> a green cat.				

TUESDAY

	WRITE	Copy the  and  words from Monday into your exercise books.				
---	-------	--	--	--	--	--

WEDNESDAY

	LOOK & SAY	wish	orange	green	help	can't
	SOUND OUT	rust	trust	must	just	
		last	past	fast	vast	
		I can't <u>trust</u> the <u>last</u> train.				
 	READ	I saw the green truck. The green truck has <u>rust</u> . The green truck is not <u>fast</u> . I saw the orange truck. The orange truck is <u>fast</u> . The green truck has <u>rust</u> and it is not <u>fast</u> .				

THURSDAY



LOOK &
SAY

wish

orange


green

help

can't



READ



Chuck the truck was sad. I am not fast. I am just a truck. I wish I was fast and not just a truck. A truck can't help. I wish I was happy.

FRIDAY



LOOK &
SAY

wish

orange

green

help






can't



DRAW
&
WRITE

1. A fast orange truck.
2. Chuck the truck is sad.






MONDAY

	LOOK & SAY	wish	orange	green	help	can't
	SOUND OUT	rust	trust	must	just	
		last	past	fast	vast	
	★	I <u>must</u> <u>trust</u> the <u>past</u> .				
 	READ	Do you <u>trust</u> the orange cat? I <u>just</u> can't <u>trust</u> the orange cat. I wish the orange cat was a green cat. I can't <u>trust</u> an orange cat. I can <u>trust</u> a green cat.				

TUESDAY

	WRITE	Copy the  and  words from Monday into your exercise books.				
---	-------	--	--	--	--	--

WEDNESDAY

	LOOK & SAY	wish	orange	green	help	can't
	SOUND OUT	rust	trust	must	just	
		last	past	fast	vast	
		I can't <u>trust</u> the <u>last</u> train.				
 	READ	I saw the green truck. The green truck has <u>rust</u> . The green truck is not <u>fast</u> . I saw the orange truck. The orange truck is <u>fast</u> . The green truck has <u>rust</u> and it is not <u>fast</u> .				

THURSDAY



LOOK &
SAY

wish

orange


green

help

can't



READ



Chuck the truck was sad. I am not fast. I am just a truck. I wish I was fast and not just a truck. A truck can't help. I wish I was happy.

FRIDAY



LOOK &
SAY

wish

orange

green

help






can't



DRAW
&
WRITE

1. A fast orange truck.
2. Chuck the truck is sad.






MONDAY

	LOOK & SAY	wish	orange	green	help	can't
	SOUND OUT	rust	trust	must	just	
		last	past	fast	vast	
	★	I <u>must</u> <u>trust</u> the <u>past</u> .				
 	READ	Do you <u>trust</u> the orange cat? I <u>just</u> can't <u>trust</u> the orange cat. I wish the orange cat was a green cat. I can't <u>trust</u> an orange cat. I can <u>trust</u> a green cat.				

TUESDAY

	WRITE	Copy the  and  words from Monday into your exercise books.				
---	-------	--	--	--	--	--

WEDNESDAY

	LOOK & SAY	wish	orange	green	help	can't
	SOUND OUT	rust	trust	must	just	
		last	past	fast	vast	
		I can't <u>trust</u> the <u>last</u> train.				
 	READ	I saw the green truck. The green truck has <u>rust</u> . The green truck is not <u>fast</u> . I saw the orange truck. The orange truck is <u>fast</u> . The green truck has <u>rust</u> and it is not <u>fast</u> .				

THURSDAY



LOOK &
SAY

wish

orange


green

help

can't



READ



Chuck the truck was sad. I am not fast. I am just a truck. I wish I was fast and not just a truck. A truck can't help. I wish I was happy.

FRIDAY



LOOK &
SAY

wish

orange

green

help






can't



DRAW
&
WRITE

1. A fast orange truck.
2. Chuck the truck is sad.






MONDAY

	LOOK & SAY	wish	orange	green	help	can't
	SOUND OUT	rust	trust	must	just	
		last	past	fast	vast	
	★	I <u>must</u> <u>trust</u> the <u>past</u> .				
 	READ	Do you <u>trust</u> the orange cat? I <u>just</u> can't <u>trust</u> the orange cat. I wish the orange cat was a green cat. I can't <u>trust</u> an orange cat. I can <u>trust</u> a green cat.				

TUESDAY

	WRITE	Copy the  and  words from Monday into your exercise books.				
---	-------	--	--	--	--	--

WEDNESDAY

	LOOK & SAY	wish	orange	green	help	can't
	SOUND OUT	rust	trust	must	just	
		last	past	fast	vast	
		I can't <u>trust</u> the <u>last</u> train.				
 	READ	I saw the green truck. The green truck has <u>rust</u> . The green truck is not <u>fast</u> . I saw the orange truck. The orange truck is <u>fast</u> . The green truck has <u>rust</u> and it is not <u>fast</u> .				

THURSDAY



LOOK &
SAY

wish

orange


green

help

can't



READ



Chuck the truck was sad. I am not fast. I am just a truck. I wish I was fast and not just a truck. A truck can't help. I wish I was happy.

FRIDAY



LOOK &
SAY

wish

orange

green

help





can't



DRAW
&
WRITE

1. A fast orange truck.
2. Chuck the truck is sad.





MONDAY

	LOOK & SAY	wish	orange	green	help	can't
	SOUND OUT	rust	trust	must	just	
		last	past	fast	vast	
	★	I <u>must</u> <u>trust</u> the <u>past</u> .				
	READ	Do you <u>trust</u> the orange cat? I <u>just</u> can't <u>trust</u> the orange cat. I wish the orange cat was a green cat. I can't <u>trust</u> an orange cat. I can <u>trust</u> a green cat.				

TUESDAY

	WRITE	Copy the  and  words from Monday into your exercise books.				
---	-------	--	--	--	--	--

WEDNESDAY

	LOOK & SAY	wish	orange	green	help	can't
	SOUND OUT	rust	trust	must	just	
		last	past	fast	vast	
		I can't <u>trust</u> the <u>last</u> train.				
	READ	I saw the green truck. The green truck has <u>rust</u> . The green truck is not <u>fast</u> . I saw the orange truck. The orange truck is <u>fast</u> . The green truck has <u>rust</u> and it is not <u>fast</u> .				

THURSDAY



LOOK &
SAY

wish

orange


green

help

can't



READ



Chuck the truck was sad. I am not fast. I am just a truck. I wish I was fast and not just a truck. A truck can't help. I wish I was happy.

FRIDAY



LOOK &
SAY

wish

orange

green

help






can't



DRAW
&
WRITE

1. A fast orange truck.
2. Chuck the truck is sad.






MONDAY

	LOOK & SAY	wish	orange	green	help	can't
	SOUND OUT	rust	trust	must	just	
		last	past	fast	vast	
	★	I <u>must</u> <u>trust</u> the <u>past</u> .				
 	READ	Do you <u>trust</u> the orange cat? I <u>just</u> can't <u>trust</u> the orange cat. I wish the orange cat was a green cat. I can't <u>trust</u> an orange cat. I can <u>trust</u> a green cat.				

TUESDAY

	WRITE	Copy the  and  words from Monday into your exercise books.				
---	-------	--	--	--	--	--

WEDNESDAY

	LOOK & SAY	wish	orange	green	help	can't
	SOUND OUT	rust	trust	must	just	
		last	past	fast	vast	
		I can't <u>trust</u> the <u>last</u> train.				
 	READ	I saw the green truck. The green truck has <u>rust</u> . The green truck is not <u>fast</u> . I saw the orange truck. The orange truck is <u>fast</u> . The green truck has <u>rust</u> and it is not <u>fast</u> .				

THURSDAY



LOOK &
SAY

wish

orange


green

help

can't



READ



Chuck the truck was sad. I am not fast. I am just a truck. I wish I was fast and not just a truck. A truck can't help. I wish I was happy.

FRIDAY



LOOK &
SAY

wish

orange

green

help





can't



DRAW
&
WRITE

1. A fast orange truck.
2. Chuck the truck is sad.





MONDAY

	LOOK & SAY	wish	orange	green	help	can't
	SOUND OUT	rust	trust	must	just	
		last	past	fast	vast	
	★	I <u>must</u> <u>trust</u> the <u>past</u> .				
	READ	Do you <u>trust</u> the orange cat? I <u>just</u> can't <u>trust</u> the orange cat. I wish the orange cat was a green cat. I can't <u>trust</u> an orange cat. I can <u>trust</u> a green cat.				

TUESDAY

	WRITE	Copy the  and  words from Monday into your exercise books.				
---	-------	--	--	--	--	--

WEDNESDAY

	LOOK & SAY	wish	orange	green	help	can't
	SOUND OUT	rust	trust	must	just	
		last	past	fast	vast	
		I can't <u>trust</u> the <u>last</u> train.				
	READ	I saw the green truck. The green truck has <u>rust</u> . The green truck is not <u>fast</u> . I saw the orange truck. The orange truck is <u>fast</u> . The green truck has <u>rust</u> and it is not <u>fast</u> .				

THURSDAY



LOOK &
SAY

wish

orange


green

help

can't



READ



Chuck the truck was sad. I am not fast. I am just a truck. I wish I was fast and not just a truck. A truck can't help. I wish I was happy.

FRIDAY



LOOK &
SAY

wish

orange

green

help






can't



DRAW
&
WRITE

1. A fast orange truck.
2. Chuck the truck is sad.






MONDAY

	LOOK & SAY	wish	orange	green	help	can't
	SOUND OUT	rust	trust	must	just	
		last	past	fast	vast	
	★	I <u>must</u> <u>trust</u> the <u>past</u> .				
 	READ	Do you <u>trust</u> the orange cat? I <u>just</u> can't <u>trust</u> the orange cat. I wish the orange cat was a green cat. I can't <u>trust</u> an orange cat. I can <u>trust</u> a green cat.				

TUESDAY

	WRITE	Copy the  and  words from Monday into your exercise books.				
---	-------	--	--	--	--	--

WEDNESDAY

	LOOK & SAY	wish	orange	green	help	can't
	SOUND OUT	rust	trust	must	just	
		last	past	fast	vast	
		I can't <u>trust</u> the <u>last</u> train.				
 	READ	I saw the green truck. The green truck has <u>rust</u> . The green truck is not <u>fast</u> . I saw the orange truck. The orange truck is <u>fast</u> . The green truck has <u>rust</u> and it is not <u>fast</u> .				

THURSDAY



LOOK &
SAY

wish

orange


green

help

can't



READ



Chuck the truck was sad. I am not fast. I am just a truck. I wish I was fast and not just a truck. A truck can't help. I wish I was happy.

FRIDAY



LOOK &
SAY

wish

orange

green

help





can't



DRAW
&
WRITE

1. A fast orange truck.
2. Chuck the truck is sad.





MONDAY

	LOOK & SAY	wish	orange	green	help	can't
	SOUND OUT	rust	trust	must	just	
		last	past	fast	vast	
	★	I <u>must</u> <u>trust</u> the <u>past</u> .				
	READ	Do you <u>trust</u> the orange cat? I <u>just</u> can't <u>trust</u> the orange cat. I wish the orange cat was a green cat. I can't <u>trust</u> an orange cat. I can <u>trust</u> a green cat.				

TUESDAY

	WRITE	Copy the  and  words from Monday into your exercise books.				
---	-------	--	--	--	--	--

WEDNESDAY

	LOOK & SAY	wish	orange	green	help	can't
	SOUND OUT	rust	trust	must	just	
		last	past	fast	vast	
		I can't <u>trust</u> the <u>last</u> train.				
	READ	I saw the green truck. The green truck has <u>rust</u> . The green truck is not <u>fast</u> . I saw the orange truck. The orange truck is <u>fast</u> . The green truck has <u>rust</u> and it is not <u>fast</u> .				

THURSDAY



LOOK &
SAY

wish

orange


green

help

can't



READ



Chuck the truck was sad. I am not fast. I am just a truck. I wish I was fast and not just a truck. A truck can't help. I wish I was happy.

FRIDAY



LOOK &
SAY

wish

orange

green

help




can't



DRAW
&
WRITE

1. A fast orange truck.
2. Chuck the truck is sad.




MONDAY

	LOOK & SAY	brave	yellow	behind	front	top
	SOUND OUT	coat	goat	goal	coal	
		road	toad	toast	roast	
	READ	<p>The brave <u>toad</u> will help the <u>goat</u>. The brave <u>toad</u> will help the <u>goat</u> on the train. What will the <u>toad</u> do? What will the <u>toad</u> do to help the <u>goat</u>? The <u>toad</u> will be brave.</p>				

TUESDAY

	WRITE	Copy the  and  words from Monday into your exercise books.				
---	-------	--	--	--	--	--

WEDNESDAY

	LOOK & SAY	brave	yellow	behind	front	top
	SOUND OUT	coat	goat	goal	coal	
		road	toad	toast	roast	
	READ	<p>The <u>boat</u> is on the <u>road</u>. A <u>boat</u> can't go on the <u>road</u>! The <u>goat</u> is on the <u>boat</u>. We will sit with the <u>goat</u> on the <u>boat</u> in the <u>road</u>.</p>				

THURSDAY



LOOK &
SAY

brave

yellow

behind

front

top



READ



What is he doing in the river? Chuck is brave. Chuck will help him. He is happy. You are very brave. He hugs Chuck. Chuck is happy. Chuck is not sad. Chuck the yellow truck is brave!

FRIDAY



LOOK &
SAY

brave

yellow

behind

front




top



DRAW
&
WRITE

1. The goat in the road.
2. Chuck the truck is brave.




MONDAY

	LOOK & SAY	brave	yellow	behind	front	top
	SOUND OUT	coat	goat	goal	coal	
		road	toad	toast	roast	
	READ	<p>The brave <u>toad</u> will help the <u>goat</u>. The brave <u>toad</u> will help the <u>goat</u> on the train. What will the <u>toad</u> do? What will the <u>toad</u> do to help the <u>goat</u>? The <u>toad</u> will be brave.</p>				

TUESDAY

	WRITE	Copy the  and  words from Monday into your exercise books.				
---	-------	--	--	--	--	--

WEDNESDAY

	LOOK & SAY	brave	yellow	behind	front	top
	SOUND OUT	coat	goat	goal	coal	
		road	toad	toast	roast	
	READ	<p>The <u>boat</u> is on the <u>road</u>. A <u>boat</u> can't go on the <u>road</u>! The <u>goat</u> is on the <u>boat</u>. We will sit with the <u>goat</u> on the <u>boat</u> in the <u>road</u>.</p>				

THURSDAY



LOOK &
SAY

brave

yellow

behind

front

top



READ



What is he doing in the river? Chuck is brave. Chuck will help him. He is happy. You are very brave. He hugs Chuck. Chuck is happy. Chuck is not sad. Chuck the yellow truck is brave!

FRIDAY



LOOK &
SAY

brave

yellow

behind

front




top



DRAW
&
WRITE

1. The goat in the road.
2. Chuck the truck is brave.




MONDAY

	LOOK & SAY	brave	yellow	behind	front	top
	SOUND OUT	coat	goat	goal	coal	
		road	toad	toast	roast	
	READ	<p>The brave <u>toad</u> will help the <u>goat</u>. The brave <u>toad</u> will help the <u>goat</u> on the train. What will the <u>toad</u> do? What will the <u>toad</u> do to help the <u>goat</u>? The <u>toad</u> will be brave.</p>				

TUESDAY

	WRITE	Copy the  and  words from Monday into your exercise books.				
---	-------	--	--	--	--	--

WEDNESDAY

	LOOK & SAY	brave	yellow	behind	front	top
	SOUND OUT	coat	goat	goal	coal	
		road	toad	toast	roast	
	READ	<p>The <u>boat</u> is on the <u>road</u>. A <u>boat</u> can't go on the <u>road</u>! The <u>goat</u> is on the <u>boat</u>. We will sit with the <u>goat</u> on the <u>boat</u> in the <u>road</u>.</p>				

THURSDAY



LOOK &
SAY

brave

yellow

behind

front

top



READ



What is he doing in the river? Chuck is brave. Chuck will help him. He is happy. You are very brave. He hugs Chuck. Chuck is happy. Chuck is not sad. Chuck the yellow truck is brave!

FRIDAY



LOOK &
SAY

brave

yellow

behind

front




top



DRAW
&
WRITE

1. The goat in the road.
2. Chuck the truck is brave.




MONDAY

	LOOK & SAY	brave	yellow	behind	front	top
	SOUND OUT	coat	goat	goal	coal	
		road	toad	toast	roast	
	READ	<p>The brave <u>toad</u> will help the <u>goat</u>. The brave <u>toad</u> will help the <u>goat</u> on the train. What will the <u>toad</u> do? What will the <u>toad</u> do to help the <u>goat</u>? The <u>toad</u> will be brave.</p>				

TUESDAY

	WRITE	Copy the  and  words from Monday into your exercise books.				
---	-------	--	--	--	--	--

WEDNESDAY

	LOOK & SAY	brave	yellow	behind	front	top
	SOUND OUT	coat	goat	goal	coal	
		road	toad	toast	roast	
	READ	<p>The <u>boat</u> is on the <u>road</u>. A <u>boat</u> can't go on the <u>road</u>! The <u>goat</u> is on the <u>boat</u>. We will sit with the <u>goat</u> on the <u>boat</u> in the <u>road</u>.</p>				

THURSDAY



LOOK &
SAY

brave

yellow

behind

front

top



READ



What is he doing in the river? Chuck is brave. Chuck will help him. He is happy. You are very brave. He hugs Chuck. Chuck is happy. Chuck is not sad. Chuck the yellow truck is brave!

FRIDAY



LOOK &
SAY

brave

yellow

behind

front




top



DRAW
&
WRITE

1. The goat in the road.
2. Chuck the truck is brave.




MONDAY

	LOOK & SAY	brave	yellow	behind	front	top
	SOUND OUT	coat	goat	goal	coal	
		road	toad	toast	roast	
	READ	<p>The brave <u>toad</u> will help the <u>goat</u>. The brave <u>toad</u> will help the <u>goat</u> on the train. What will the <u>toad</u> do? What will the <u>toad</u> do to help the <u>goat</u>? The <u>toad</u> will be brave.</p>				

TUESDAY

	WRITE	Copy the  and  words from Monday into your exercise books.				
---	-------	--	--	--	--	--

WEDNESDAY

	LOOK & SAY	brave	yellow	behind	front	top
	SOUND OUT	coat	goat	goal	coal	
		road	toad	toast	roast	
	READ	<p>The <u>boat</u> is on the <u>road</u>. A <u>boat</u> can't go on the <u>road</u>! The <u>goat</u> is on the <u>boat</u>. We will sit with the <u>goat</u> on the <u>boat</u> in the <u>road</u>.</p>				

THURSDAY



LOOK &
SAY

brave

yellow

behind

front

top



READ



What is he doing in the river? Chuck is brave. Chuck will help him. He is happy. You are very brave. He hugs Chuck. Chuck is happy. Chuck is not sad. Chuck the yellow truck is brave!

FRIDAY



LOOK &
SAY

brave

yellow

behind

front




top



DRAW
&
WRITE

1. The goat in the road.
2. Chuck the truck is brave.




MONDAY

	LOOK & SAY	brave	yellow	behind	front	top
	SOUND OUT	coat	goat	goal	coal	
		road	toad	toast	roast	
	READ	<p>The brave <u>toad</u> will help the <u>goat</u>. The brave <u>toad</u> will help the <u>goat</u> on the train. What will the <u>toad</u> do? What will the <u>toad</u> do to help the <u>goat</u>? The <u>toad</u> will be brave.</p>				

TUESDAY

	WRITE	Copy the  and  words from Monday into your exercise books.				
---	-------	--	--	--	--	--

WEDNESDAY

	LOOK & SAY	brave	yellow	behind	front	top
	SOUND OUT	coat	goat	goal	coal	
		road	toad	toast	roast	
	READ	<p>The <u>boat</u> is on the <u>road</u>. A <u>boat</u> can't go on the <u>road</u>! The <u>goat</u> is on the <u>boat</u>. We will sit with the <u>goat</u> on the <u>boat</u> in the <u>road</u>.</p>				

THURSDAY



LOOK &
SAY

brave

yellow

behind

front

top



READ



What is he doing in the river? Chuck is brave. Chuck will help him. He is happy. You are very brave. He hugs Chuck. Chuck is happy. Chuck is not sad. Chuck the yellow truck is brave!

FRIDAY



LOOK &
SAY

brave

yellow

behind

front




top



DRAW
&
WRITE

1. The goat in the road.
2. Chuck the truck is brave.




MONDAY

	LOOK & SAY	brave	yellow	behind	front	top
	SOUND OUT	coat	goat	goal	coal	
		road	toad	toast	roast	
	READ	<p>The brave <u>toad</u> will help the <u>goat</u>. The brave <u>toad</u> will help the <u>goat</u> on the train. What will the <u>toad</u> do? What will the <u>toad</u> do to help the <u>goat</u>? The <u>toad</u> will be brave.</p>				

TUESDAY

	WRITE	Copy the  and  words from Monday into your exercise books.
---	-------	--

WEDNESDAY

	LOOK & SAY	brave	yellow	behind	front	top
	SOUND OUT	coat	goat	goal	coal	
		road	toad	toast	roast	
	READ	<p>The <u>boat</u> is on the <u>road</u>. A <u>boat</u> can't go on the <u>road</u>! The <u>goat</u> is on the <u>boat</u>. We will sit with the <u>goat</u> on the <u>boat</u> in the <u>road</u>.</p>				

THURSDAY



LOOK &
SAY

brave

yellow

behind

front

top



READ



What is he doing in the river? Chuck is brave. Chuck will help him. He is happy. You are very brave. He hugs Chuck. Chuck is happy. Chuck is not sad. Chuck the yellow truck is brave!

FRIDAY



LOOK &
SAY

brave

yellow

behind

front




top



DRAW
&
WRITE

1. The goat in the road.
2. Chuck the truck is brave.




MONDAY

	LOOK & SAY	brave	yellow	behind	front	top
	SOUND OUT	coat	goat	goal	coal	
		road	toad	toast	roast	
	READ	<p>The brave <u>toad</u> will help the <u>goat</u>. The brave <u>toad</u> will help the <u>goat</u> on the train. What will the <u>toad</u> do? What will the <u>toad</u> do to help the <u>goat</u>? The <u>toad</u> will be brave.</p>				

TUESDAY

	WRITE	Copy the  and  words from Monday into your exercise books.				
---	-------	--	--	--	--	--

WEDNESDAY

	LOOK & SAY	brave	yellow	behind	front	top
	SOUND OUT	coat	goat	goal	coal	
		road	toad	toast	roast	
	READ	<p>The <u>boat</u> is on the <u>road</u>. A <u>boat</u> can't go on the <u>road</u>! The <u>goat</u> is on the <u>boat</u>. We will sit with the <u>goat</u> on the <u>boat</u> in the <u>road</u>.</p>				

THURSDAY



LOOK &
SAY

brave

yellow

behind

front

top



READ



What is he doing in the river? Chuck is brave. Chuck will help him. He is happy. You are very brave. He hugs Chuck. Chuck is happy. Chuck is not sad. Chuck the yellow truck is brave!

FRIDAY



LOOK &
SAY

brave

yellow

behind

front




top



DRAW
&
WRITE

1. The goat in the road.
2. Chuck the truck is brave.




MONDAY

	LOOK & SAY	brave	yellow	behind	front	top
	SOUND OUT	coat	goat	goal	coal	
		road	toad	toast	roast	
	READ	<p>The brave <u>toad</u> will help the <u>goat</u>. The brave <u>toad</u> will help the <u>goat</u> on the train. What will the <u>toad</u> do? What will the <u>toad</u> do to help the <u>goat</u>? The <u>toad</u> will be brave.</p>				

TUESDAY

	WRITE	Copy the  and  words from Monday into your exercise books.				
---	-------	--	--	--	--	--

WEDNESDAY

	LOOK & SAY	brave	yellow	behind	front	top
	SOUND OUT	coat	goat	goal	coal	
		road	toad	toast	roast	
	READ	<p>The <u>boat</u> is on the <u>road</u>. A <u>boat</u> can't go on the <u>road</u>! The <u>goat</u> is on the <u>boat</u>. We will sit with the <u>goat</u> on the <u>boat</u> in the <u>road</u>.</p>				

THURSDAY



LOOK &
SAY

brave

yellow

behind

front

top



READ



What is he doing in the river? Chuck is brave. Chuck will help him. He is happy. You are very brave. He hugs Chuck. Chuck is happy. Chuck is not sad. Chuck the yellow truck is brave!

FRIDAY



LOOK &
SAY

brave

yellow

behind

front




top



DRAW
&
WRITE

1. The goat in the road.
2. Chuck the truck is brave.




MONDAY

	LOOK & SAY	brave	yellow	behind	front	top
	SOUND OUT	coat	goat	goal	coal	
		road	toad	toast	roast	
	READ	<p>The brave <u>toad</u> will help the <u>goat</u>. The brave <u>toad</u> will help the <u>goat</u> on the train. What will the <u>toad</u> do? What will the <u>toad</u> do to help the <u>goat</u>? The <u>toad</u> will be brave.</p>				

TUESDAY

	WRITE	Copy the  and  words from Monday into your exercise books.				
---	-------	--	--	--	--	--

WEDNESDAY

	LOOK & SAY	brave	yellow	behind	front	top
	SOUND OUT	coat	goat	goal	coal	
		road	toad	toast	roast	
	READ	<p>The <u>boat</u> is on the <u>road</u>. A <u>boat</u> can't go on the <u>road</u>! The <u>goat</u> is on the <u>boat</u>. We will sit with the <u>goat</u> on the <u>boat</u> in the <u>road</u>.</p>				

THURSDAY



LOOK &
SAY

brave

yellow

behind

front

top



READ



What is he doing in the river? Chuck is brave. Chuck will help him. He is happy. You are very brave. He hugs Chuck. Chuck is happy. Chuck is not sad. Chuck the yellow truck is brave!

FRIDAY



LOOK &
SAY

brave

yellow

behind

front




top



DRAW
&
WRITE

1. The goat in the road.
2. Chuck the truck is brave.




MONDAY

	LOOK & SAY	brave	yellow	behind	front	top
	SOUND OUT	coat	goat	goal	coal	
		road	toad	toast	roast	
	READ	<p>The brave <u>toad</u> will help the <u>goat</u>. The brave <u>toad</u> will help the <u>goat</u> on the train. What will the <u>toad</u> do? What will the <u>toad</u> do to help the <u>goat</u>? The <u>toad</u> will be brave.</p>				

TUESDAY

	WRITE	Copy the  and  words from Monday into your exercise books.				
---	-------	--	--	--	--	--

WEDNESDAY

	LOOK & SAY	brave	yellow	behind	front	top
	SOUND OUT	coat	goat	goal	coal	
		road	toad	toast	roast	
	READ	<p>The <u>boat</u> is on the <u>road</u>. A <u>boat</u> can't go on the <u>road</u>! The <u>goat</u> is on the <u>boat</u>. We will sit with the <u>goat</u> on the <u>boat</u> in the <u>road</u>.</p>				

THURSDAY



LOOK &
SAY

brave

yellow

behind

front

top



READ



What is he doing in the river? Chuck is brave. Chuck will help him. He is happy. You are very brave. He hugs Chuck. Chuck is happy. Chuck is not sad. Chuck the yellow truck is brave!

FRIDAY



LOOK &
SAY

brave

yellow

behind

front




top



DRAW
&
WRITE

1. The goat in the road.
2. Chuck the truck is brave.




MONDAY

	LOOK & SAY	brave	yellow	behind	front	top
	SOUND OUT	coat	goat	goal	coal	
		road	toad	toast	roast	
	READ	<p>The brave <u>toad</u> will help the <u>goat</u>. The brave <u>toad</u> will help the <u>goat</u> on the train. What will the <u>toad</u> do? What will the <u>toad</u> do to help the <u>goat</u>? The <u>toad</u> will be brave.</p>				

TUESDAY

	WRITE	Copy the  and  words from Monday into your exercise books.				
---	-------	--	--	--	--	--

WEDNESDAY

	LOOK & SAY	brave	yellow	behind	front	top
	SOUND OUT	coat	goat	goal	coal	
		road	toad	toast	roast	
	READ	<p>The <u>boat</u> is on the <u>road</u>. A <u>boat</u> can't go on the <u>road</u>! The <u>goat</u> is on the <u>boat</u>. We will sit with the <u>goat</u> on the <u>boat</u> in the <u>road</u>.</p>				

THURSDAY



LOOK &
SAY

brave

yellow

behind

front

top



READ



What is he doing in the river? Chuck is brave. Chuck will help him. He is happy. You are very brave. He hugs Chuck. Chuck is happy. Chuck is not sad. Chuck the yellow truck is brave!

FRIDAY



LOOK &
SAY

brave

yellow

behind

front




top



DRAW
&
WRITE

1. The goat in the road.
2. Chuck the truck is brave.




MONDAY

	LOOK & SAY	brave	yellow	behind	front	top
	SOUND OUT	coat	goat	goal	coal	
		road	toad	toast	roast	
	READ	<p>The brave <u>toad</u> will help the <u>goat</u>. The brave <u>toad</u> will help the <u>goat</u> on the train. What will the <u>toad</u> do? What will the <u>toad</u> do to help the <u>goat</u>? The <u>toad</u> will be brave.</p>				

TUESDAY

	WRITE	Copy the  and  words from Monday into your exercise books.				
---	-------	--	--	--	--	--

WEDNESDAY

	LOOK & SAY	brave	yellow	behind	front	top
	SOUND OUT	coat	goat	goal	coal	
		road	toad	toast	roast	
	READ	<p>The <u>boat</u> is on the <u>road</u>. A <u>boat</u> can't go on the <u>road</u>! The <u>goat</u> is on the <u>boat</u>. We will sit with the <u>goat</u> on the <u>boat</u> in the <u>road</u>.</p>				

THURSDAY



LOOK &
SAY

brave

yellow

behind

front

top



READ



What is he doing in the river? Chuck is brave. Chuck will help him. He is happy. You are very brave. He hugs Chuck. Chuck is happy. Chuck is not sad. Chuck the yellow truck is brave!

FRIDAY



LOOK &
SAY

brave

yellow

behind

front




top



DRAW
&
WRITE

1. The goat in the road.
2. Chuck the truck is brave.




MONDAY

	LOOK & SAY	brave	yellow	behind	front	top
	SOUND OUT	coat	goat	goal	coal	
		road	toad	toast	roast	
	READ	<p>The brave <u>toad</u> will help the <u>goat</u>. The brave <u>toad</u> will help the <u>goat</u> on the train. What will the <u>toad</u> do? What will the <u>toad</u> do to help the <u>goat</u>? The <u>toad</u> will be brave.</p>				

TUESDAY

	WRITE	Copy the  and  words from Monday into your exercise books.				
---	-------	--	--	--	--	--

WEDNESDAY

	LOOK & SAY	brave	yellow	behind	front	top
	SOUND OUT	coat	goat	goal	coal	
		road	toad	toast	roast	
	READ	<p>The <u>boat</u> is on the <u>road</u>. A <u>boat</u> can't go on the <u>road</u>! The <u>goat</u> is on the <u>boat</u>. We will sit with the <u>goat</u> on the <u>boat</u> in the <u>road</u>.</p>				

THURSDAY



LOOK &
SAY

brave

yellow

behind

front

top



READ



What is he doing in the river? Chuck is brave. Chuck will help him. He is happy. You are very brave. He hugs Chuck. Chuck is happy. Chuck is not sad. Chuck the yellow truck is brave!

FRIDAY



LOOK &
SAY

brave

yellow

behind

front




top



DRAW
&
WRITE

1. The goat in the road.
2. Chuck the truck is brave.




MONDAY

	LOOK & SAY	brave	yellow	behind	front	top
	SOUND OUT	coat	goat	goal	coal	
		road	toad	toast	roast	
	READ	<p>The brave <u>toad</u> will help the <u>goat</u>. The brave <u>toad</u> will help the <u>goat</u> on the train. What will the <u>toad</u> do? What will the <u>toad</u> do to help the <u>goat</u>? The <u>toad</u> will be brave.</p>				

TUESDAY

	WRITE	Copy the  and  words from Monday into your exercise books.				
---	-------	--	--	--	--	--

WEDNESDAY

	LOOK & SAY	brave	yellow	behind	front	top
	SOUND OUT	coat	goat	goal	coal	
		road	toad	toast	roast	
	READ	<p>The <u>boat</u> is on the <u>road</u>. A <u>boat</u> can't go on the <u>road</u>! The <u>goat</u> is on the <u>boat</u>. We will sit with the <u>goat</u> on the <u>boat</u> in the <u>road</u>.</p>				

THURSDAY



LOOK &
SAY

brave

yellow

behind

front

top



READ



What is he doing in the river? Chuck is brave. Chuck will help him. He is happy. You are very brave. He hugs Chuck. Chuck is happy. Chuck is not sad. Chuck the yellow truck is brave!

FRIDAY



LOOK &
SAY

brave

yellow

behind

front




top



DRAW
&
WRITE

1. The goat in the road.
2. Chuck the truck is brave.




MONDAY

	LOOK & SAY	brave	yellow	behind	front	top
	SOUND OUT	coat	goat	goal	coal	
		road	toad	toast	roast	
	READ	<p>The brave <u>toad</u> will help the <u>goat</u>. The brave <u>toad</u> will help the <u>goat</u> on the train. What will the <u>toad</u> do? What will the <u>toad</u> do to help the <u>goat</u>? The <u>toad</u> will be brave.</p>				

TUESDAY

	WRITE	Copy the  and  words from Monday into your exercise books.				
---	-------	--	--	--	--	--

WEDNESDAY

	LOOK & SAY	brave	yellow	behind	front	top
	SOUND OUT	coat	goat	goal	coal	
		road	toad	toast	roast	
	READ	<p>The <u>boat</u> is on the <u>road</u>. A <u>boat</u> can't go on the <u>road</u>! The <u>goat</u> is on the <u>boat</u>. We will sit with the <u>goat</u> on the <u>boat</u> in the <u>road</u>.</p>				

THURSDAY



LOOK &
SAY

brave

yellow

behind

front

top



READ



What is he doing in the river? Chuck is brave. Chuck will help him. He is happy. You are very brave. He hugs Chuck. Chuck is happy. Chuck is not sad. Chuck the yellow truck is brave!

FRIDAY



LOOK &
SAY

brave

yellow

behind

front




top



DRAW
&
WRITE

1. The goat in the road.
2. Chuck the truck is brave.




MONDAY

	LOOK & SAY	brave	yellow	behind	front	top
	SOUND OUT	coat	goat	goal	coal	
		road	toad	toast	roast	
	READ	<p>The brave <u>toad</u> will help the <u>goat</u>. The brave <u>toad</u> will help the <u>goat</u> on the train. What will the <u>toad</u> do? What will the <u>toad</u> do to help the <u>goat</u>? The <u>toad</u> will be brave.</p>				

TUESDAY

	WRITE	Copy the  and  words from Monday into your exercise books.				
---	-------	--	--	--	--	--

WEDNESDAY

	LOOK & SAY	brave	yellow	behind	front	top
	SOUND OUT	coat	goat	goal	coal	
		road	toad	toast	roast	
	READ	<p>The <u>boat</u> is on the <u>road</u>. A <u>boat</u> can't go on the <u>road</u>! The <u>goat</u> is on the <u>boat</u>. We will sit with the <u>goat</u> on the <u>boat</u> in the <u>road</u>.</p>				

THURSDAY



LOOK &
SAY

brave

yellow

behind

front

top



READ



What is he doing in the river? Chuck is brave. Chuck will help him. He is happy. You are very brave. He hugs Chuck. Chuck is happy. Chuck is not sad. Chuck the yellow truck is brave!

FRIDAY



LOOK &
SAY

brave

yellow

behind

front




top



DRAW
&
WRITE

1. The goat in the road.
2. Chuck the truck is brave.




MONDAY

	LOOK & SAY	brave	yellow	behind	front	top
	SOUND OUT	coat	goat	goal	coal	
		road	toad	toast	roast	
	READ	<p>The brave <u>toad</u> will help the <u>goat</u>. The brave <u>toad</u> will help the <u>goat</u> on the train. What will the <u>toad</u> do? What will the <u>toad</u> do to help the <u>goat</u>? The <u>toad</u> will be brave.</p>				

TUESDAY

	WRITE	Copy the  and  words from Monday into your exercise books.				
---	-------	--	--	--	--	--

WEDNESDAY

	LOOK & SAY	brave	yellow	behind	front	top
	SOUND OUT	coat	goat	goal	coal	
		road	toad	toast	roast	
	READ	<p>The <u>boat</u> is on the <u>road</u>. A <u>boat</u> can't go on the <u>road</u>! The <u>goat</u> is on the <u>boat</u>. We will sit with the <u>goat</u> on the <u>boat</u> in the <u>road</u>.</p>				

THURSDAY



LOOK &
SAY

brave

yellow

behind

front

top



READ



What is he doing in the river? Chuck is brave. Chuck will help him. He is happy. You are very brave. He hugs Chuck. Chuck is happy. Chuck is not sad. Chuck the yellow truck is brave!

FRIDAY



LOOK &
SAY

brave

yellow

behind

front




top



DRAW
&
WRITE

1. The goat in the road.
2. Chuck the truck is brave.




MONDAY

	LOOK & SAY	brave	yellow	behind	front	top
	SOUND OUT	coat	goat	goal	coal	
		road	toad	toast	roast	
	READ	<p>The brave <u>toad</u> will help the <u>goat</u>. The brave <u>toad</u> will help the <u>goat</u> on the train. What will the <u>toad</u> do? What will the <u>toad</u> do to help the <u>goat</u>? The <u>toad</u> will be brave.</p>				

TUESDAY

	WRITE	Copy the  and  words from Monday into your exercise books.				
---	-------	--	--	--	--	--

WEDNESDAY

	LOOK & SAY	brave	yellow	behind	front	top
	SOUND OUT	coat	goat	goal	coal	
		road	toad	toast	roast	
	READ	<p>The <u>boat</u> is on the <u>road</u>. A <u>boat</u> can't go on the <u>road</u>! The <u>goat</u> is on the <u>boat</u>. We will sit with the <u>goat</u> on the <u>boat</u> in the <u>road</u>.</p>				

THURSDAY



LOOK &
SAY

brave

yellow

behind

front

top



READ



What is he doing in the river? Chuck is brave. Chuck will help him. He is happy. You are very brave. He hugs Chuck. Chuck is happy. Chuck is not sad. Chuck the yellow truck is brave!

FRIDAY



LOOK &
SAY

brave

yellow

behind

front




top



DRAW
&
WRITE

1. The goat in the road.
2. Chuck the truck is brave.




MONDAY

	LOOK & SAY	brave	yellow	behind	front	top
	SOUND OUT	coat	goat	goal	coal	
		road	toad	toast	roast	
	READ	<p>The brave <u>toad</u> will help the <u>goat</u>. The brave <u>toad</u> will help the <u>goat</u> on the train. What will the <u>toad</u> do? What will the <u>toad</u> do to help the <u>goat</u>? The <u>toad</u> will be brave.</p>				

TUESDAY

	WRITE	Copy the  and  words from Monday into your exercise books.				
---	-------	--	--	--	--	--

WEDNESDAY

	LOOK & SAY	brave	yellow	behind	front	top
	SOUND OUT	coat	goat	goal	coal	
		road	toad	toast	roast	
	READ	<p>The <u>boat</u> is on the <u>road</u>. A <u>boat</u> can't go on the <u>road</u>! The <u>goat</u> is on the <u>boat</u>. We will sit with the <u>goat</u> on the <u>boat</u> in the <u>road</u>.</p>				

THURSDAY



LOOK &
SAY

brave

yellow

behind

front

top



READ



What is he doing in the river? Chuck is brave. Chuck will help him. He is happy. You are very brave. He hugs Chuck. Chuck is happy. Chuck is not sad. Chuck the yellow truck is brave!

FRIDAY



LOOK &
SAY

brave

yellow

behind

front




top



DRAW
&
WRITE

1. The goat in the road.
2. Chuck the truck is brave.




MONDAY

	LOOK & SAY	brave	yellow	behind	front	top
	SOUND OUT	coat	goat	goal	coal	
		road	toad	toast	roast	
	READ	<p>The brave <u>toad</u> will help the <u>goat</u>. The brave <u>toad</u> will help the <u>goat</u> on the train. What will the <u>toad</u> do? What will the <u>toad</u> do to help the <u>goat</u>? The <u>toad</u> will be brave.</p>				

TUESDAY

	WRITE	Copy the  and  words from Monday into your exercise books.				
---	-------	--	--	--	--	--

WEDNESDAY

	LOOK & SAY	brave	yellow	behind	front	top
	SOUND OUT	coat	goat	goal	coal	
		road	toad	toast	roast	
	READ	<p>The <u>boat</u> is on the <u>road</u>. A <u>boat</u> can't go on the <u>road</u>! The <u>goat</u> is on the <u>boat</u>. We will sit with the <u>goat</u> on the <u>boat</u> in the <u>road</u>.</p>				

THURSDAY



LOOK &
SAY

brave

yellow

behind

front

top



READ



What is he doing in the river? Chuck is brave. Chuck will help him. He is happy. You are very brave. He hugs Chuck. Chuck is happy. Chuck is not sad. Chuck the yellow truck is brave!

FRIDAY



LOOK &
SAY

brave

yellow

behind

front




top



DRAW
&
WRITE

1. The goat in the road.
2. Chuck the truck is brave.




MONDAY

	LOOK & SAY	brave	yellow	behind	front	top
	SOUND OUT	coat	goat	goal	coal	
		road	toad	toast	roast	
	READ	<p>The brave <u>toad</u> will help the <u>goat</u>. The brave <u>toad</u> will help the <u>goat</u> on the train. What will the <u>toad</u> do? What will the <u>toad</u> do to help the <u>goat</u>? The <u>toad</u> will be brave.</p>				

TUESDAY

	WRITE	Copy the  and  words from Monday into your exercise books.				
---	-------	--	--	--	--	--

WEDNESDAY

	LOOK & SAY	brave	yellow	behind	front	top
	SOUND OUT	coat	goat	goal	coal	
		road	toad	toast	roast	
	READ	<p>The <u>boat</u> is on the <u>road</u>. A <u>boat</u> can't go on the <u>road</u>! The <u>goat</u> is on the <u>boat</u>. We will sit with the <u>goat</u> on the <u>boat</u> in the <u>road</u>.</p>				

THURSDAY



LOOK &
SAY

brave

yellow

behind

front

top



READ



What is he doing in the river? Chuck is brave. Chuck will help him. He is happy. You are very brave. He hugs Chuck. Chuck is happy. Chuck is not sad. Chuck the yellow truck is brave!

FRIDAY



LOOK &
SAY

brave

yellow

behind

front




top



DRAW
&
WRITE

1. The goat in the road.
2. Chuck the truck is brave.




MONDAY

	LOOK & SAY	tyre	how	home	rode	waited
	SOUND OUT	drain	drag	drip	drop	
		drill	drib	drab	drum	
	READ	You must not <u>drag</u> the <u>drum</u> . You must not <u>drag</u> the <u>drum</u> home. I will be sad if you <u>drag</u> the <u>drum</u> home.				




TUESDAY

	WRITE	Copy the  and  words from Monday into your exercise books.				
--	-------	--	--	--	--	--



WEDNESDAY

	LOOK & SAY	tyre	how	home	rode	waited
	SOUND OUT	drain	drag	drip	drop	
		drill	drib	drab	drum	
	READ	You must not <u>drag</u> the <u>drill</u> . You must not <u>drop</u> the <u>drill</u> . You must not play with the <u>drill</u> . You must not <u>drag</u> , <u>drop</u> or play with the <u>drill</u> .				




THURSDAY

	LOOK & SAY	tyre	how	home	rode	waited
	READ					<p>Jane has a flat tyre! She can't get home with a flat tyre. Mandu rode home to get help. Jane waited for Mandu.</p> <p>How long will she be?</p>

FRIDAY

	LOOK & SAY	tyre	how	home	rode	waited
	DRAW & WRITE	<ol style="list-style-type: none"> 1. I drop the drum. 2. Jane waited and waited. 				




MONDAY

	LOOK & SAY	tyre	how	home	rode	waited
	SOUND OUT	drain	drag	drip	drop	
		drill	drib	drab	drum	
	READ	You must not <u>drag</u> the <u>drum</u> . You must not <u>drag</u> the <u>drum</u> home. I will be sad if you <u>drag</u> the <u>drum</u> home.				




TUESDAY

	WRITE	Copy the  and  words from Monday into your exercise books.				
--	-------	--	--	--	--	--



WEDNESDAY

	LOOK & SAY	tyre	how	home	rode	waited
	SOUND OUT	drain	drag	drip	drop	
		drill	drib	drab	drum	
	READ	You must not <u>drag</u> the <u>drill</u> . You must not <u>drop</u> the <u>drill</u> . You must not play with the <u>drill</u> . You must not <u>drag</u> , <u>drop</u> or play with the <u>drill</u> .				




THURSDAY

	LOOK & SAY	tyre	how	home	rode	waited	
	READ					<p>Jane has a flat tyre! She can't get home with a flat tyre. Mandu rode home to get help. Jane waited for Mandu.</p>	
		How long will she be?					

FRIDAY

	LOOK & SAY	tyre	how	home	rode	waited
	DRAW & WRITE	<ol style="list-style-type: none"> 1. I drop the drum. 2. Jane waited and waited. 				




MONDAY

	LOOK & SAY	tyre	how	home	rode	waited
	SOUND OUT	drain	drag	drip	drop	
		drill	drib	drab	drum	
	READ	You must not <u>drag</u> the <u>drum</u> . You must not <u>drag</u> the <u>drum</u> home. I will be sad if you <u>drag</u> the <u>drum</u> home.				





TUESDAY

	WRITE	Copy the  and  words from Monday into your exercise books.				
--	-------	--	--	--	--	--



WEDNESDAY

	LOOK & SAY	tyre	how	home	rode	waited
	SOUND OUT	drain	drag	drip	drop	
		drill	drib	drab	drum	
	READ	You must not <u>drag</u> the <u>drill</u> . You must not <u>drop</u> the <u>drill</u> . You must not play with the <u>drill</u> . You must not <u>drag</u> , <u>drop</u> or play with the <u>drill</u> .				




THURSDAY

	LOOK & SAY	tyre	how	home	rode	waited
 	READ					<p>Jane has a flat tyre! She can't get home with a flat tyre. Mandu rode home to get help. Jane waited for Mandu.</p> <p>How long will she be?</p>

FRIDAY

	LOOK & SAY	tyre	how	home	rode	waited
	DRAW & WRITE	<ol style="list-style-type: none"> 1. I drop the drum. 2. Jane waited and waited. 				




MONDAY

	LOOK & SAY	tyre	how	home	rode	waited
	SOUND OUT	drain	drag	drip	drop	
		drill	drib	drab	drum	
	READ	You must not <u>drag</u> the <u>drum</u> . You must not <u>drag</u> the <u>drum</u> home. I will be sad if you <u>drag</u> the <u>drum</u> home.				





TUESDAY

	WRITE	Copy the  and  words from Monday into your exercise books.				
--	-------	--	--	--	--	--



WEDNESDAY

	LOOK & SAY	tyre	how	home	rode	waited
	SOUND OUT	drain	drag	drip	drop	
		drill	drib	drab	drum	
	READ	You must not <u>drag</u> the <u>drill</u> . You must not <u>drop</u> the <u>drill</u> . You must not play with the <u>drill</u> . You must not <u>drag</u> , <u>drop</u> or play with the <u>drill</u> .				




THURSDAY

	LOOK & SAY	tyre	how	home	rode	waited
 	READ					<p>Jane has a flat tyre! She can't get home with a flat tyre. Mandu rode home to get help. Jane waited for Mandu.</p> <p>How long will she be?</p>

FRIDAY

	LOOK & SAY	tyre	how	home	rode	waited
	DRAW & WRITE	<ol style="list-style-type: none"> 1. I drop the drum. 2. Jane waited and waited. 				




MONDAY

	LOOK & SAY	tyre	how	home	rode	waited
	SOUND OUT	drain	drag	drip	drop	
		drill	drib	drab	drum	
	READ	You must not <u>drag</u> the <u>drum</u> . You must not <u>drag</u> the <u>drum</u> home. I will be sad if you <u>drag</u> the <u>drum</u> home.				




TUESDAY

	WRITE	Copy the  and  words from Monday into your exercise books.				
--	-------	--	--	--	--	--



WEDNESDAY

	LOOK & SAY	tyre	how	home	rode	waited
	SOUND OUT	drain	drag	drip	drop	
		drill	drib	drab	drum	
	READ	You must not <u>drag</u> the <u>drill</u> . You must not <u>drop</u> the <u>drill</u> . You must not play with the <u>drill</u> . You must not <u>drag</u> , <u>drop</u> or play with the <u>drill</u> .				




THURSDAY

	LOOK & SAY	tyre	how	home	rode	waited	
	READ					<p>Jane has a flat tyre! She can't get home with a flat tyre. Mandu rode home to get help. Jane waited for Mandu.</p>	
		How long will she be?					

FRIDAY

	LOOK & SAY	tyre	how	home	rode	waited
	DRAW & WRITE	<ol style="list-style-type: none"> 1. I drop the drum. 2. Jane waited and waited. 				




MONDAY

	LOOK & SAY	tyre	how	home	rode	waited
	SOUND OUT	drain	drag	drip	drop	
		drill	drib	drab	drum	
	READ	You must not <u>drag</u> the <u>drum</u> . You must not <u>drag</u> the <u>drum</u> home. I will be sad if you <u>drag</u> the <u>drum</u> home.				




TUESDAY

	WRITE	Copy the  and  words from Monday into your exercise books.				
--	-------	--	--	--	--	--



WEDNESDAY

	LOOK & SAY	tyre	how	home	rode	waited
	SOUND OUT	drain	drag	drip	drop	
		drill	drib	drab	drum	
	READ	You must not <u>drag</u> the <u>drill</u> . You must not <u>drop</u> the <u>drill</u> . You must not play with the <u>drill</u> . You must not <u>drag</u> , <u>drop</u> or play with the <u>drill</u> .				




THURSDAY

	LOOK & SAY	tyre	how	home	rode	waited	
	READ					<p>Jane has a flat tyre! She can't get home with a flat tyre. Mandu rode home to get help. Jane waited for Mandu.</p>	
		<p>How long will she be?</p>					

FRIDAY

	LOOK & SAY	tyre	how	home	rode	waited
	DRAW & WRITE	<ol style="list-style-type: none"> 1. I drop the drum. 2. Jane waited and waited. 				




MONDAY

	LOOK & SAY	tyre	how	home	rode	waited
	SOUND OUT	drain	drag	drip	drop	
		drill	drib	drab	drum	
	READ	You must not <u>drag</u> the <u>drum</u> . You must not <u>drag</u> the <u>drum</u> home. I will be sad if you <u>drag</u> the <u>drum</u> home.				




TUESDAY

	WRITE	Copy the  and  words from Monday into your exercise books.				
--	-------	--	--	--	--	--



WEDNESDAY

	LOOK & SAY	tyre	how	home	rode	waited
	SOUND OUT	drain	drag	drip	drop	
		drill	drib	drab	drum	
	READ	You must not <u>drag</u> the <u>drill</u> . You must not <u>drop</u> the <u>drill</u> . You must not play with the <u>drill</u> . You must not <u>drag</u> , <u>drop</u> or play with the <u>drill</u> .				




THURSDAY

	LOOK & SAY	tyre	how	home	rode	waited
	READ					<p>Jane has a flat tyre! She can't get home with a flat tyre. Mandu rode home to get help. Jane waited for Mandu.</p> <p>How long will she be?</p>

FRIDAY

	LOOK & SAY	tyre	how	home	rode	waited
	DRAW & WRITE	<ol style="list-style-type: none"> 1. I drop the drum. 2. Jane waited and waited. 				




MONDAY

	LOOK & SAY	tyre	how	home	rode	waited
	SOUND OUT	drain	drag	drip	drop	
		drill	drib	drab	drum	
	READ	You must not <u>drag</u> the <u>drum</u> . You must not <u>drag</u> the <u>drum</u> home. I will be sad if you <u>drag</u> the <u>drum</u> home.				





TUESDAY

	WRITE	Copy the  and  words from Monday into your exercise books.				
--	-------	--	--	--	--	--



WEDNESDAY

	LOOK & SAY	tyre	how	home	rode	waited
	SOUND OUT	drain	drag	drip	drop	
		drill	drib	drab	drum	
	READ	You must not <u>drag</u> the <u>drill</u> . You must not <u>drop</u> the <u>drill</u> . You must not play with the <u>drill</u> . You must not <u>drag</u> , <u>drop</u> or play with the <u>drill</u> .				




THURSDAY

	LOOK & SAY	tyre	how	home	rode	waited
 	READ					<p>Jane has a flat tyre! She can't get home with a flat tyre. Mandu rode home to get help. Jane waited for Mandu.</p> <p>How long will she be?</p>

FRIDAY

	LOOK & SAY	tyre	how	home	rode	waited
	DRAW & WRITE	<ol style="list-style-type: none"> 1. I drop the drum. 2. Jane waited and waited. 				




MONDAY

	LOOK & SAY	tyre	how	home	rode	waited
	SOUND OUT	drain	drag	drip	drop	
		drill	drib	drab	drum	
	READ	You must not <u>drag</u> the <u>drum</u> . You must not <u>drag</u> the <u>drum</u> home. I will be sad if you <u>drag</u> the <u>drum</u> home.				




TUESDAY

	WRITE	Copy the  and  words from Monday into your exercise books.				
--	-------	--	--	--	--	--



WEDNESDAY

	LOOK & SAY	tyre	how	home	rode	waited
	SOUND OUT	drain	drag	drip	drop	
		drill	drib	drab	drum	
	READ	You must not <u>drag</u> the <u>drill</u> . You must not <u>drop</u> the <u>drill</u> . You must not play with the <u>drill</u> . You must not <u>drag</u> , <u>drop</u> or play with the <u>drill</u> .				




THURSDAY

	LOOK & SAY	tyre	how	home	rode	waited	
	READ					<p>Jane has a flat tyre! She can't get home with a flat tyre. Mandu rode home to get help. Jane waited for Mandu.</p>	
		How long will she be?					

FRIDAY

	LOOK & SAY	tyre	how	home	rode	waited
	DRAW & WRITE	<ol style="list-style-type: none"> 1. I drop the drum. 2. Jane waited and waited. 				




MONDAY

	LOOK & SAY	tyre	how	home	rode	waited
	SOUND OUT	drain	drag	drip	drop	
		drill	drib	drab	drum	
	READ	You must not <u>drag</u> the <u>drum</u> . You must not <u>drag</u> the <u>drum</u> home. I will be sad if you <u>drag</u> the <u>drum</u> home.				




TUESDAY

	WRITE	Copy the  and  words from Monday into your exercise books.				
--	-------	--	--	--	--	--



WEDNESDAY

	LOOK & SAY	tyre	how	home	rode	waited
	SOUND OUT	drain	drag	drip	drop	
		drill	drib	drab	drum	
	READ	You must not <u>drag</u> the <u>drill</u> . You must not <u>drop</u> the <u>drill</u> . You must not play with the <u>drill</u> . You must not <u>drag</u> , <u>drop</u> or play with the <u>drill</u> .				




THURSDAY

	LOOK & SAY	tyre	how	home	rode	waited	
	READ					<p>Jane has a flat tyre! She can't get home with a flat tyre. Mandu rode home to get help. Jane waited for Mandu.</p>	
		How long will she be?					

FRIDAY

	LOOK & SAY	tyre	how	home	rode	waited
	DRAW & WRITE	<ol style="list-style-type: none"> 1. I drop the drum. 2. Jane waited and waited. 				




MONDAY

	LOOK & SAY	tyre	how	home	rode	waited
	SOUND OUT	drain	drag	drip	drop	
		drill	drib	drab	drum	
	READ	You must not <u>drag</u> the <u>drum</u> . You must not <u>drag</u> the <u>drum</u> home. I will be sad if you <u>drag</u> the <u>drum</u> home.				





TUESDAY

	WRITE	Copy the  and  words from Monday into your exercise books.				
--	-------	--	--	--	--	--



WEDNESDAY

	LOOK & SAY	tyre	how	home	rode	waited
	SOUND OUT	drain	drag	drip	drop	
		drill	drib	drab	drum	
	READ	You must not <u>drag</u> the <u>drill</u> . You must not <u>drop</u> the <u>drill</u> . You must not play with the <u>drill</u> . You must not <u>drag</u> , <u>drop</u> or play with the <u>drill</u> .				




THURSDAY

	LOOK & SAY	tyre	how	home	rode	waited
 	READ					<p>Jane has a flat tyre! She can't get home with a flat tyre. Mandu rode home to get help. Jane waited for Mandu.</p>
		How long will she be?				

FRIDAY

	LOOK & SAY	tyre	how	home	rode	waited
	DRAW & WRITE	<ol style="list-style-type: none"> 1. I drop the drum. 2. Jane waited and waited. 				




MONDAY

	LOOK & SAY	tyre	how	home	rode	waited
	SOUND OUT	drain	drag	drip	drop	
		drill	drib	drab	drum	
	READ	You must not <u>drag</u> the <u>drum</u> . You must not <u>drag</u> the <u>drum</u> home. I will be sad if you <u>drag</u> the <u>drum</u> home.				




TUESDAY

	WRITE	Copy the  and  words from Monday into your exercise books.				
--	-------	--	--	--	--	--



WEDNESDAY

	LOOK & SAY	tyre	how	home	rode	waited
	SOUND OUT	drain	drag	drip	drop	
		drill	drib	drab	drum	
	READ	You must not <u>drag</u> the <u>drill</u> . You must not <u>drop</u> the <u>drill</u> . You must not play with the <u>drill</u> . You must not <u>drag</u> , <u>drop</u> or play with the <u>drill</u> .				




THURSDAY

	LOOK & SAY	tyre	how	home	rode	waited
	READ					<p>Jane has a flat tyre! She can't get home with a flat tyre. Mandu rode home to get help. Jane waited for Mandu.</p> <p>How long will she be?</p>

FRIDAY

	LOOK & SAY	tyre	how	home	rode	waited
	DRAW & WRITE	<ol style="list-style-type: none"> 1. I drop the drum. 2. Jane waited and waited. 				




MONDAY

	LOOK & SAY	tyre	how	home	rode	waited
	SOUND OUT	drain	drag	drip	drop	
		drill	drib	drab	drum	
	READ	You must not <u>drag</u> the <u>drum</u> . You must not <u>drag</u> the <u>drum</u> home. I will be sad if you <u>drag</u> the <u>drum</u> home.				




TUESDAY

	WRITE	Copy the  and  words from Monday into your exercise books.				
--	-------	--	--	--	--	--



WEDNESDAY

	LOOK & SAY	tyre	how	home	rode	waited
	SOUND OUT	drain	drag	drip	drop	
		drill	drib	drab	drum	
	READ	You must not <u>drag</u> the <u>drill</u> . You must not <u>drop</u> the <u>drill</u> . You must not play with the <u>drill</u> . You must not <u>drag</u> , <u>drop</u> or play with the <u>drill</u> .				




THURSDAY

	LOOK & SAY	tyre	how	home	rode	waited
	READ					<p>Jane has a flat tyre! She can't get home with a flat tyre. Mandu rode home to get help. Jane waited for Mandu.</p> <p>How long will she be?</p>

FRIDAY

	LOOK & SAY	tyre	how	home	rode	waited
	DRAW & WRITE	<ol style="list-style-type: none"> 1. I drop the drum. 2. Jane waited and waited. 				




MONDAY

	LOOK & SAY	tyre	how	home	rode	waited
	SOUND OUT	drain	drag	drip	drop	
		drill	drib	drab	drum	
	READ	You must not <u>drag</u> the <u>drum</u> . You must not <u>drag</u> the <u>drum</u> home. I will be sad if you <u>drag</u> the <u>drum</u> home.				





TUESDAY

	WRITE	Copy the  and  words from Monday into your exercise books.				
--	-------	--	--	--	--	--



WEDNESDAY

	LOOK & SAY	tyre	how	home	rode	waited
	SOUND OUT	drain	drag	drip	drop	
		drill	drib	drab	drum	
	READ	You must not <u>drag</u> the <u>drill</u> . You must not <u>drop</u> the <u>drill</u> . You must not play with the <u>drill</u> . You must not <u>drag</u> , <u>drop</u> or play with the <u>drill</u> .				




THURSDAY

	LOOK & SAY	tyre	how	home	rode	waited
 	READ					<p>Jane has a flat tyre! She can't get home with a flat tyre. Mandu rode home to get help. Jane waited for Mandu.</p> <p>How long will she be?</p>

FRIDAY

	LOOK & SAY	tyre	how	home	rode	waited
	DRAW & WRITE	<ol style="list-style-type: none"> 1. I drop the drum. 2. Jane waited and waited. 				




MONDAY

	LOOK & SAY	tyre	how	home	rode	waited
	SOUND OUT	drain	drag	drip	drop	
		drill	drib	drab	drum	
	READ	You must not <u>drag</u> the <u>drum</u> . You must not <u>drag</u> the <u>drum</u> home. I will be sad if you <u>drag</u> the <u>drum</u> home.				





TUESDAY

	WRITE	Copy the  and  words from Monday into your exercise books.				
--	-------	--	--	--	--	--



WEDNESDAY

	LOOK & SAY	tyre	how	home	rode	waited
	SOUND OUT	drain	drag	drip	drop	
		drill	drib	drab	drum	
	READ	You must not <u>drag</u> the <u>drill</u> . You must not <u>drop</u> the <u>drill</u> . You must not play with the <u>drill</u> . You must not <u>drag</u> , <u>drop</u> or play with the <u>drill</u> .				




THURSDAY

	LOOK & SAY	tyre	how	home	rode	waited
 	READ					<p>Jane has a flat tyre! She can't get home with a flat tyre. Mandu rode home to get help. Jane waited for Mandu.</p>
		How long will she be?				

FRIDAY

	LOOK & SAY	tyre	how	home	rode	waited
	DRAW & WRITE	<ol style="list-style-type: none"> 1. I drop the drum. 2. Jane waited and waited. 				




MONDAY

	LOOK & SAY	tyre	how	home	rode	waited
	SOUND OUT	drain	drag	drip	drop	
		drill	drib	drab	drum	
	READ	You must not <u>drag</u> the <u>drum</u> . You must not <u>drag</u> the <u>drum</u> home. I will be sad if you <u>drag</u> the <u>drum</u> home.				




TUESDAY

	WRITE	Copy the  and  words from Monday into your exercise books.				
--	-------	--	--	--	--	--



WEDNESDAY

	LOOK & SAY	tyre	how	home	rode	waited
	SOUND OUT	drain	drag	drip	drop	
		drill	drib	drab	drum	
	READ	You must not <u>drag</u> the <u>drill</u> . You must not <u>drop</u> the <u>drill</u> . You must not play with the <u>drill</u> . You must not <u>drag</u> , <u>drop</u> or play with the <u>drill</u> .				




THURSDAY

	LOOK & SAY	tyre	how	home	rode	waited	
	READ					<p>Jane has a flat tyre! She can't get home with a flat tyre. Mandu rode home to get help. Jane waited for Mandu.</p>	
		How long will she be?					

FRIDAY

	LOOK & SAY	tyre	how	home	rode	waited
	DRAW & WRITE	<ol style="list-style-type: none"> 1. I drop the drum. 2. Jane waited and waited. 				




MONDAY

	LOOK & SAY	tyre	how	home	rode	waited
	SOUND OUT	drain	drag	drip	drop	
		drill	drib	drab	drum	
	READ	You must not <u>drag</u> the <u>drum</u> . You must not <u>drag</u> the <u>drum</u> home. I will be sad if you <u>drag</u> the <u>drum</u> home.				





TUESDAY

	WRITE	Copy the  and  words from Monday into your exercise books.				
--	-------	--	--	--	--	--



WEDNESDAY

	LOOK & SAY	tyre	how	home	rode	waited
	SOUND OUT	drain	drag	drip	drop	
		drill	drib	drab	drum	
	READ	You must not <u>drag</u> the <u>drill</u> . You must not <u>drop</u> the <u>drill</u> . You must not play with the <u>drill</u> . You must not <u>drag</u> , <u>drop</u> or play with the <u>drill</u> .				




THURSDAY

	LOOK & SAY	tyre	how	home	rode	waited
 	READ					<p>Jane has a flat tyre! She can't get home with a flat tyre. Mandu rode home to get help. Jane waited for Mandu.</p> <p>How long will she be?</p>

FRIDAY

	LOOK & SAY	tyre	how	home	rode	waited
	DRAW & WRITE	<ol style="list-style-type: none"> 1. I drop the drum. 2. Jane waited and waited. 				




MONDAY

	LOOK & SAY	tyre	how	home	rode	waited
	SOUND OUT	drain	drag	drip	drop	
		drill	drib	drab	drum	
	READ	You must not <u>drag</u> the <u>drum</u> . You must not <u>drag</u> the <u>drum</u> home. I will be sad if you <u>drag</u> the <u>drum</u> home.				




TUESDAY

	WRITE	Copy the  and  words from Monday into your exercise books.				
--	-------	--	--	--	--	--



WEDNESDAY

	LOOK & SAY	tyre	how	home	rode	waited
	SOUND OUT	drain	drag	drip	drop	
		drill	drib	drab	drum	
	READ	You must not <u>drag</u> the <u>drill</u> . You must not <u>drop</u> the <u>drill</u> . You must not play with the <u>drill</u> . You must not <u>drag</u> , <u>drop</u> or play with the <u>drill</u> .				




THURSDAY

	LOOK & SAY	tyre	how	home	rode	waited
	READ					<p>Jane has a flat tyre! She can't get home with a flat tyre. Mandu rode home to get help. Jane waited for Mandu.</p> <p>How long will she be?</p>

FRIDAY

	LOOK & SAY	tyre	how	home	rode	waited
	DRAW & WRITE	<ol style="list-style-type: none"> 1. I drop the drum. 2. Jane waited and waited. 				




MONDAY

	LOOK & SAY	tyre	how	home	rode	waited
	SOUND OUT	drain	drag	drip	drop	
		drill	drib	drab	drum	
	READ	You must not <u>drag</u> the <u>drum</u> . You must not <u>drag</u> the <u>drum</u> home. I will be sad if you <u>drag</u> the <u>drum</u> home.				




TUESDAY

	WRITE	Copy the  and  words from Monday into your exercise books.				
--	-------	--	--	--	--	--



WEDNESDAY

	LOOK & SAY	tyre	how	home	rode	waited
	SOUND OUT	drain	drag	drip	drop	
		drill	drib	drab	drum	
	READ	You must not <u>drag</u> the <u>drill</u> . You must not <u>drop</u> the <u>drill</u> . You must not play with the <u>drill</u> . You must not <u>drag</u> , <u>drop</u> or play with the <u>drill</u> .				




THURSDAY

	LOOK & SAY	tyre	how	home	rode	waited
	READ					<p>Jane has a flat tyre! She can't get home with a flat tyre. Mandu rode home to get help. Jane waited for Mandu.</p> <p>How long will she be?</p>

FRIDAY

	LOOK & SAY	tyre	how	home	rode	waited
	DRAW & WRITE	<ol style="list-style-type: none"> 1. I drop the drum. 2. Jane waited and waited. 				




MONDAY

	LOOK & SAY	tyre	how	home	rode	waited
	SOUND OUT	drain	drag	drip	drop	
		drill	drib	drab	drum	
	READ	You must not <u>drag</u> the <u>drum</u> . You must not <u>drag</u> the <u>drum</u> home. I will be sad if you <u>drag</u> the <u>drum</u> home.				




TUESDAY

	WRITE	Copy the  and  words from Monday into your exercise books.				
--	-------	--	--	--	--	--



WEDNESDAY

	LOOK & SAY	tyre	how	home	rode	waited
	SOUND OUT	drain	drag	drip	drop	
		drill	drib	drab	drum	
	READ	You must not <u>drag</u> the <u>drill</u> . You must not <u>drop</u> the <u>drill</u> . You must not play with the <u>drill</u> . You must not <u>drag</u> , <u>drop</u> or play with the <u>drill</u> .				




THURSDAY

	LOOK & SAY	tyre	how	home	rode	waited	
	READ					<p>Jane has a flat tyre! She can't get home with a flat tyre. Mandu rode home to get help. Jane waited for Mandu.</p>	
		How long will she be?					

FRIDAY

	LOOK & SAY	tyre	how	home	rode	waited
	DRAW & WRITE	<ol style="list-style-type: none"> 1. I drop the drum. 2. Jane waited and waited. 				




MONDAY

	LOOK & SAY	we	had	with	let's	tree
	SOUND OUT	tie	pie	lie	die	
		ties	pies	lies	dies	
	READ	Let's <u>tie</u> a <u>pie</u> to the tree. Let's <u>tie</u> a <u>pie</u> to the tree in the rain. How can we <u>tie</u> a <u>pie</u> to the tree in the rain?				

TUESDAY

	WRITE	Copy the  and  words from Monday into your exercise books.				
--	-------	--	--	--	--	--

WEDNESDAY

	LOOK & SAY	we	had	with	let's	tree
	SOUND OUT	tie	pie	lie	die	
		ties	pies	lies	dies	
	READ	We can set a trap for the friends. We can <u>lie</u> in the tree with big <u>pies</u> . The friends will sit by the tree. We will drop the <u>pies</u> on the friends.				

THURSDAY



LOOK &
SAY

we

had

with

let's

tree



READ



Jane was sad as she sat and waited. She saw Mandu! Jane is very happy to see Mandu. Let's go home! Jane rode home

with Mandu. Jane hugs Mandu. You are a good friend Mandu!

FRIDAY



LOOK &
SAY

we

had

with

let's




tree



DRAW
&
WRITE

1. We tie the pie.
2. Jane and Mandu rode home.




MONDAY

	LOOK & SAY	we	had	with	let's	tree
	SOUND OUT	tie	pie	lie	die	
		ties	pies	lies	dies	
	READ	Let's <u>tie</u> a <u>pie</u> to the tree. Let's <u>tie</u> a <u>pie</u> to the tree in the rain. How can we <u>tie</u> a <u>pie</u> to the tree in the rain?				

TUESDAY

	WRITE	Copy the  and  words from Monday into your exercise books.				
--	-------	--	--	--	--	--

WEDNESDAY

	LOOK & SAY	we	had	with	let's	tree
	SOUND OUT	tie	pie	lie	die	
		ties	pies	lies	dies	
	READ	We can set a trap for the friends. We can <u>lie</u> in the tree with big <u>pies</u> . The friends will sit by the tree. We will drop the <u>pies</u> on the friends.				

THURSDAY



LOOK &
SAY

we

had

with

let's

tree



READ



Jane was sad as she sat and waited. She saw Mandu! Jane is very happy to see Mandu. Let's go home! Jane rode home

with Mandu. Jane hugs Mandu. You are a good friend Mandu!

FRIDAY



LOOK &
SAY

we

had

with

let's




tree



DRAW
&
WRITE

1. We tie the pie.
2. Jane and Mandu rode home.




MONDAY

	LOOK & SAY	we	had	with	let's	tree
	SOUND OUT	tie	pie	lie	die	
		ties	pies	lies	dies	
	READ	Let's <u>tie</u> a <u>pie</u> to the tree. Let's <u>tie</u> a <u>pie</u> to the tree in the rain. How can we <u>tie</u> a <u>pie</u> to the tree in the rain?				

TUESDAY

	WRITE	Copy the  and  words from Monday into your exercise books.				
--	-------	--	--	--	--	--

WEDNESDAY

	LOOK & SAY	we	had	with	let's	tree
	SOUND OUT	tie	pie	lie	die	
		ties	pies	lies	dies	
	READ	We can set a trap for the friends. We can <u>lie</u> in the tree with big <u>pies</u> . The friends will sit by the tree. We will drop the <u>pies</u> on the friends.				

THURSDAY



LOOK &
SAY

we

had

with

let's

tree



READ



Jane was sad as she sat and waited. She saw Mandu! Jane is very happy to see Mandu. Let's go home! Jane rode home

with Mandu. Jane hugs Mandu. You are a good friend Mandu!

FRIDAY



LOOK &
SAY

we

had

with

let's




tree



DRAW
&
WRITE

1. We tie the pie.
2. Jane and Mandu rode home.




MONDAY

	LOOK & SAY	we	had	with	let's	tree
	SOUND OUT	tie	pie	lie	die	
		ties	pies	lies	dies	
	READ	Let's <u>tie</u> a <u>pie</u> to the tree. Let's <u>tie</u> a <u>pie</u> to the tree in the rain. How can we <u>tie</u> a <u>pie</u> to the tree in the rain?				





TUESDAY

	WRITE	Copy the  and  words from Monday into your exercise books.				
--	-------	--	--	--	--	--



WEDNESDAY

	LOOK & SAY	we	had	with	let's	tree
	SOUND OUT	tie	pie	lie	die	
		ties	pies	lies	dies	
	READ	We can set a trap for the friends. We can <u>lie</u> in the tree with big <u>pies</u> . The friends will sit by the tree. We will drop the <u>pies</u> on the friends.				




THURSDAY

	LOOK & SAY	we	had	with	let's	tree
 	READ					<p>Jane was sad as she sat and waited. She saw Mandu! Jane is very happy to see Mandu. Let's go home! Jane rode home</p> <p>with Mandu. Jane hugs Mandu. You are a good friend Mandu!</p>

FRIDAY

	LOOK & SAY	we	had	with	let's	tree
	DRAW & WRITE	<ol style="list-style-type: none"> 1. We <u>tie</u> the <u>pie</u>. 2. Jane and Mandu rode home. 				




MONDAY

	LOOK & SAY	we	had	with	let's	tree
	SOUND OUT	tie	pie	lie	die	
		ties	pies	lies	dies	
	READ	Let's <u>tie</u> a <u>pie</u> to the tree. Let's <u>tie</u> a <u>pie</u> to the tree in the rain. How can we <u>tie</u> a <u>pie</u> to the tree in the rain?				

TUESDAY

	WRITE	Copy the  and  words from Monday into your exercise books.				
--	-------	--	--	--	--	--

WEDNESDAY

	LOOK & SAY	we	had	with	let's	tree
	SOUND OUT	tie	pie	lie	die	
		ties	pies	lies	dies	
	READ	We can set a trap for the friends. We can <u>lie</u> in the tree with big <u>pies</u> . The friends will sit by the tree. We will drop the <u>pies</u> on the friends.				

THURSDAY



LOOK &
SAY

we

had

with

let's

tree



READ



Jane was sad as she sat and waited. She saw Mandu! Jane is very happy to see Mandu. Let's go home! Jane rode home

with Mandu. Jane hugs Mandu. You are a good friend Mandu!

FRIDAY



LOOK &
SAY

we

had

with

let's




tree



DRAW
&
WRITE

1. We tie the pie.
2. Jane and Mandu rode home.




MONDAY

	LOOK & SAY	we	had	with	let's	tree
	SOUND OUT	tie	pie	lie	die	
		ties	pies	lies	dies	
	READ	Let's <u>tie</u> a <u>pie</u> to the tree. Let's <u>tie</u> a <u>pie</u> to the tree in the rain. How can we <u>tie</u> a <u>pie</u> to the tree in the rain?				

TUESDAY

	WRITE	Copy the  and  words from Monday into your exercise books.				
--	-------	--	--	--	--	--

WEDNESDAY

	LOOK & SAY	we	had	with	let's	tree
	SOUND OUT	tie	pie	lie	die	
		ties	pies	lies	dies	
	READ	We can set a trap for the friends. We can <u>lie</u> in the tree with big <u>pies</u> . The friends will sit by the tree. We will drop the <u>pies</u> on the friends.				

THURSDAY



LOOK &
SAY

we

had

with

let's

tree



READ



Jane was sad as she sat and waited. She saw Mandu! Jane is very happy to see Mandu. Let's go home! Jane rode home

with Mandu. Jane hugs Mandu. You are a good friend Mandu!

FRIDAY



LOOK &
SAY

we

had

with

let's




tree



DRAW
&
WRITE

1. We tie the pie.
2. Jane and Mandu rode home.




MONDAY

	LOOK & SAY	we	had	with	let's	tree
	SOUND OUT	tie	pie	lie	die	
		ties	pies	lies	dies	
	READ	Let's <u>tie</u> a <u>pie</u> to the tree. Let's <u>tie</u> a <u>pie</u> to the tree in the rain. How can we <u>tie</u> a <u>pie</u> to the tree in the rain?				

TUESDAY

	WRITE	Copy the  and  words from Monday into your exercise books.				
--	-------	--	--	--	--	--

WEDNESDAY

	LOOK & SAY	we	had	with	let's	tree
	SOUND OUT	tie	pie	lie	die	
		ties	pies	lies	dies	
	READ	We can set a trap for the friends. We can <u>lie</u> in the tree with big <u>pies</u> . The friends will sit by the tree. We will drop the <u>pies</u> on the friends.				

THURSDAY



LOOK &
SAY

we

had

with

let's

tree



READ



Jane was sad as she sat and waited. She saw Mandu! Jane is very happy to see Mandu. Let's go home! Jane rode home

with Mandu. Jane hugs Mandu. You are a good friend Mandu!

FRIDAY



LOOK &
SAY

we

had

with

let's




tree



DRAW
&
WRITE

1. We tie the pie.
2. Jane and Mandu rode home.




MONDAY

	LOOK & SAY	we	had	with	let's	tree
	SOUND OUT	tie	pie	lie	die	
		ties	pies	lies	dies	
	READ	Let's <u>tie</u> a <u>pie</u> to the tree. Let's <u>tie</u> a <u>pie</u> to the tree in the rain. How can we <u>tie</u> a <u>pie</u> to the tree in the rain?				

TUESDAY

	WRITE	Copy the  and  words from Monday into your exercise books.				
--	-------	--	--	--	--	--

WEDNESDAY

	LOOK & SAY	we	had	with	let's	tree
	SOUND OUT	tie	pie	lie	die	
		ties	pies	lies	dies	
	READ	We can set a trap for the friends. We can <u>lie</u> in the tree with big <u>pies</u> . The friends will sit by the tree. We will drop the <u>pies</u> on the friends.				

THURSDAY



LOOK &
SAY

we

had

with

let's

tree



READ



Jane was sad as she sat and waited. She saw Mandu! Jane is very happy to see Mandu. Let's go home! Jane rode home

with Mandu. Jane hugs Mandu. You are a good friend Mandu!

FRIDAY



LOOK &
SAY

we

had

with

let's




tree



DRAW
&
WRITE

1. We tie the pie.
2. Jane and Mandu rode home.




MONDAY

	LOOK & SAY	we	had	with	let's	tree
	SOUND OUT	tie	pie	lie	die	
		ties	pies	lies	dies	
	READ	Let's <u>tie</u> a <u>pie</u> to the tree. Let's <u>tie</u> a <u>pie</u> to the tree in the rain. How can we <u>tie</u> a <u>pie</u> to the tree in the rain?				

TUESDAY

	WRITE	Copy the  and  words from Monday into your exercise books.				
--	-------	--	--	--	--	--

WEDNESDAY

	LOOK & SAY	we	had	with	let's	tree
	SOUND OUT	tie	pie	lie	die	
		ties	pies	lies	dies	
	READ	We can set a trap for the friends. We can <u>lie</u> in the tree with big <u>pies</u> . The friends will sit by the tree. We will drop the <u>pies</u> on the friends.				

THURSDAY



LOOK &
SAY

we

had

with

let's

tree



READ



Jane was sad as she sat and waited. She saw Mandu! Jane is very happy to see Mandu. Let's go home! Jane rode home

with Mandu. Jane hugs Mandu. You are a good friend Mandu!

FRIDAY



LOOK &
SAY

we

had

with

let's




tree



DRAW
&
WRITE

1. We tie the pie.
2. Jane and Mandu rode home.




MONDAY

	LOOK & SAY	we	had	with	let's	tree
	SOUND OUT	tie	pie	lie	die	
		ties	pies	lies	dies	
	READ	Let's <u>tie</u> a <u>pie</u> to the tree. Let's <u>tie</u> a <u>pie</u> to the tree in the rain. How can we <u>tie</u> a <u>pie</u> to the tree in the rain?				

TUESDAY

	WRITE	Copy the  and  words from Monday into your exercise books.				
--	-------	--	--	--	--	--

WEDNESDAY

	LOOK & SAY	we	had	with	let's	tree
	SOUND OUT	tie	pie	lie	die	
		ties	pies	lies	dies	
	READ	We can set a trap for the friends. We can <u>lie</u> in the tree with big <u>pies</u> . The friends will sit by the tree. We will drop the <u>pies</u> on the friends.				

THURSDAY



LOOK &
SAY

we

had

with

let's

tree



READ



Jane was sad as she sat and waited. She saw Mandu! Jane is very happy to see Mandu. Let's go home! Jane rode home

with Mandu. Jane hugs Mandu. You are a good friend Mandu!

FRIDAY



LOOK &
SAY

we

had

with

let's




tree



DRAW
&
WRITE

1. We tie the pie.
2. Jane and Mandu rode home.




MONDAY

	LOOK & SAY	we	had	with	let's	tree
	SOUND OUT	tie	pie	lie	die	
		ties	pies	lies	dies	
	READ	Let's <u>tie</u> a <u>pie</u> to the tree. Let's <u>tie</u> a <u>pie</u> to the tree in the rain. How can we <u>tie</u> a <u>pie</u> to the tree in the rain?				





TUESDAY

	WRITE	Copy the  and  words from Monday into your exercise books.				
--	-------	--	--	--	--	--



WEDNESDAY

	LOOK & SAY	we	had	with	let's	tree
	SOUND OUT	tie	pie	lie	die	
		ties	pies	lies	dies	
	READ	We can set a trap for the friends. We can <u>lie</u> in the tree with big <u>pies</u> . The friends will sit by the tree. We will drop the <u>pies</u> on the friends.				




THURSDAY

	LOOK & SAY	we	had	with	let's	tree
 	READ					<p>Jane was sad as she sat and waited. She saw Mandu! Jane is very happy to see Mandu. Let's go home! Jane rode home</p> <p>with Mandu. Jane hugs Mandu. You are a good friend Mandu!</p>

FRIDAY

	LOOK & SAY	we	had	with	let's	tree
	DRAW & WRITE	<ol style="list-style-type: none"> 1. We <u>tie</u> the <u>pie</u>. 2. Jane and Mandu rode home. 				




MONDAY

	LOOK & SAY	we	had	with	let's	tree
	SOUND OUT	tie	pie	lie	die	
		ties	pies	lies	dies	
	READ	Let's <u>tie</u> a <u>pie</u> to the tree. Let's <u>tie</u> a <u>pie</u> to the tree in the rain. How can we <u>tie</u> a <u>pie</u> to the tree in the rain?				

TUESDAY

	WRITE	Copy the  and  words from Monday into your exercise books.				
--	-------	--	--	--	--	--

WEDNESDAY

	LOOK & SAY	we	had	with	let's	tree
	SOUND OUT	tie	pie	lie	die	
		ties	pies	lies	dies	
	READ	We can set a trap for the friends. We can <u>lie</u> in the tree with big <u>pies</u> . The friends will sit by the tree. We will drop the <u>pies</u> on the friends.				

THURSDAY



LOOK &
SAY

we

had

with

let's

tree



READ



Jane was sad as she sat and waited. She saw Mandu! Jane is very happy to see Mandu. Let's go home! Jane rode home

with Mandu. Jane hugs Mandu. You are a good friend Mandu!

FRIDAY



LOOK &
SAY

we

had

with

let's




tree



DRAW
&
WRITE

1. We tie the pie.
2. Jane and Mandu rode home.




MONDAY

	LOOK & SAY	we	had	with	let's	tree
	SOUND OUT	tie	pie	lie	die	
		ties	pies	lies	dies	
	READ	Let's <u>tie</u> a <u>pie</u> to the tree. Let's <u>tie</u> a <u>pie</u> to the tree in the rain. How can we <u>tie</u> a <u>pie</u> to the tree in the rain?				





TUESDAY

	WRITE	Copy the  and  words from Monday into your exercise books.				
--	-------	--	--	--	--	--



WEDNESDAY

	LOOK & SAY	we	had	with	let's	tree
	SOUND OUT	tie	pie	lie	die	
		ties	pies	lies	dies	
	READ	We can set a trap for the friends. We can <u>lie</u> in the tree with big <u>pies</u> . The friends will sit by the tree. We will drop the <u>pies</u> on the friends.				




THURSDAY

	LOOK & SAY	we	had	with	let's	tree
 	READ					<p>Jane was sad as she sat and waited. She saw Mandu! Jane is very happy to see Mandu. Let's go home! Jane rode home</p> <p>with Mandu. Jane hugs Mandu. You are a good friend Mandu!</p>

FRIDAY

	LOOK & SAY	we	had	with	let's	tree
	DRAW & WRITE	<ol style="list-style-type: none"> 1. We <u>tie</u> the <u>pie</u>. 2. Jane and Mandu rode home. 				




MONDAY

	LOOK & SAY	we	had	with	let's	tree
	SOUND OUT	tie	pie	lie	die	
		ties	pies	lies	dies	
	READ	Let's <u>tie</u> a <u>pie</u> to the tree. Let's <u>tie</u> a <u>pie</u> to the tree in the rain. How can we <u>tie</u> a <u>pie</u> to the tree in the rain?				

TUESDAY

	WRITE	Copy the  and  words from Monday into your exercise books.				
--	-------	--	--	--	--	--

WEDNESDAY

	LOOK & SAY	we	had	with	let's	tree
	SOUND OUT	tie	pie	lie	die	
		ties	pies	lies	dies	
	READ	We can set a trap for the friends. We can <u>lie</u> in the tree with big <u>pies</u> . The friends will sit by the tree. We will drop the <u>pies</u> on the friends.				

THURSDAY



LOOK &
SAY

we

had

with

let's

tree



READ



Jane was sad as she sat and waited. She saw Mandu! Jane is very happy to see Mandu. Let's go home! Jane rode home

with Mandu. Jane hugs Mandu. You are a good friend Mandu!

FRIDAY



LOOK &
SAY

we

had

with

let's




tree



DRAW
&
WRITE

1. We tie the pie.
2. Jane and Mandu rode home.




MONDAY

	LOOK & SAY	we	had	with	let's	tree
	SOUND OUT	tie	pie	lie	die	
		ties	pies	lies	dies	
	READ	Let's <u>tie</u> a <u>pie</u> to the tree. Let's <u>tie</u> a <u>pie</u> to the tree in the rain. How can we <u>tie</u> a <u>pie</u> to the tree in the rain?				

TUESDAY

	WRITE	Copy the  and  words from Monday into your exercise books.				
--	-------	--	--	--	--	--

WEDNESDAY

	LOOK & SAY	we	had	with	let's	tree
	SOUND OUT	tie	pie	lie	die	
		ties	pies	lies	dies	
	READ	We can set a trap for the friends. We can <u>lie</u> in the tree with big <u>pies</u> . The friends will sit by the tree. We will drop the <u>pies</u> on the friends.				

THURSDAY



LOOK &
SAY

we

had

with

let's

tree



READ



Jane was sad as she sat and waited. She saw Mandu! Jane is very happy to see Mandu. Let's go home! Jane rode home

with Mandu. Jane hugs Mandu. You are a good friend Mandu!

FRIDAY



LOOK &
SAY

we

had

with

let's




tree



DRAW
&
WRITE

1. We tie the pie.
2. Jane and Mandu rode home.




MONDAY

	LOOK & SAY	we	had	with	let's	tree
	SOUND OUT	tie	pie	lie	die	
		ties	pies	lies	dies	
	READ	Let's <u>tie</u> a <u>pie</u> to the tree. Let's <u>tie</u> a <u>pie</u> to the tree in the rain. How can we <u>tie</u> a <u>pie</u> to the tree in the rain?				

TUESDAY

	WRITE	Copy the  and  words from Monday into your exercise books.				
--	-------	--	--	--	--	--

WEDNESDAY

	LOOK & SAY	we	had	with	let's	tree
	SOUND OUT	tie	pie	lie	die	
		ties	pies	lies	dies	
	READ	We can set a trap for the friends. We can <u>lie</u> in the tree with big <u>pies</u> . The friends will sit by the tree. We will drop the <u>pies</u> on the friends.				

THURSDAY



LOOK &
SAY

we

had

with

let's

tree



READ



Jane was sad as she sat and waited. She saw Mandu! Jane is very happy to see Mandu. Let's go home! Jane rode home

with Mandu. Jane hugs Mandu. You are a good friend Mandu!

FRIDAY



LOOK &
SAY

we

had

with

let's




tree



DRAW
&
WRITE

1. We tie the pie.
2. Jane and Mandu rode home.




MONDAY

	LOOK & SAY	we	had	with	let's	tree
	SOUND OUT	tie	pie	lie	die	
		ties	pies	lies	dies	
	READ	Let's <u>tie</u> a <u>pie</u> to the tree. Let's <u>tie</u> a <u>pie</u> to the tree in the rain. How can we <u>tie</u> a <u>pie</u> to the tree in the rain?				

TUESDAY

	WRITE	Copy the  and  words from Monday into your exercise books.				
--	-------	--	--	--	--	--

WEDNESDAY

	LOOK & SAY	we	had	with	let's	tree
	SOUND OUT	tie	pie	lie	die	
		ties	pies	lies	dies	
	READ	We can set a trap for the friends. We can <u>lie</u> in the tree with big <u>pies</u> . The friends will sit by the tree. We will drop the <u>pies</u> on the friends.				

THURSDAY



LOOK &
SAY

we

had

with

let's

tree



READ



Jane was sad as she sat and waited. She saw Mandu! Jane is very happy to see Mandu. Let's go home! Jane rode home

with Mandu. Jane hugs Mandu. You are a good friend Mandu!

FRIDAY



LOOK &
SAY

we

had

with

let's




tree



DRAW
&
WRITE

1. We tie the pie.
2. Jane and Mandu rode home.




MONDAY

	LOOK & SAY	we	had	with	let's	tree
	SOUND OUT	tie	pie	lie	die	
		ties	pies	lies	dies	
	READ	Let's <u>tie</u> a <u>pie</u> to the tree. Let's <u>tie</u> a <u>pie</u> to the tree in the rain. How can we <u>tie</u> a <u>pie</u> to the tree in the rain?				

TUESDAY

	WRITE	Copy the  and  words from Monday into your exercise books.				
--	-------	--	--	--	--	--

WEDNESDAY

	LOOK & SAY	we	had	with	let's	tree
	SOUND OUT	tie	pie	lie	die	
		ties	pies	lies	dies	
	READ	We can set a trap for the friends. We can <u>lie</u> in the tree with big <u>pies</u> . The friends will sit by the tree. We will drop the <u>pies</u> on the friends.				

THURSDAY



LOOK &
SAY

we

had

with

let's

tree



READ



Jane was sad as she sat and waited. She saw Mandu! Jane is very happy to see Mandu. Let's go home! Jane rode home

with Mandu. Jane hugs Mandu. You are a good friend Mandu!

FRIDAY



LOOK &
SAY

we

had

with

let's




tree



DRAW
&
WRITE

1. We tie the pie.
2. Jane and Mandu rode home.




MONDAY

	LOOK & SAY	we	had	with	let's	tree
	SOUND OUT	tie	pie	lie	die	
		ties	pies	lies	dies	
	READ	Let's <u>tie</u> a <u>pie</u> to the tree. Let's <u>tie</u> a <u>pie</u> to the tree in the rain. How can we <u>tie</u> a <u>pie</u> to the tree in the rain?				

TUESDAY

	WRITE	Copy the  and  words from Monday into your exercise books.				
--	-------	--	--	--	--	--

WEDNESDAY

	LOOK & SAY	we	had	with	let's	tree
	SOUND OUT	tie	pie	lie	die	
		ties	pies	lies	dies	
	READ	We can set a trap for the friends. We can <u>lie</u> in the tree with big <u>pies</u> . The friends will sit by the tree. We will drop the <u>pies</u> on the friends.				

THURSDAY



LOOK &
SAY

we

had

with

let's

tree



READ



Jane was sad as she sat and waited. She saw Mandu! Jane is very happy to see Mandu. Let's go home! Jane rode home

with Mandu. Jane hugs Mandu. You are a good friend Mandu!

FRIDAY



LOOK &
SAY

we

had

with

let's




tree



DRAW
&
WRITE

1. We tie the pie.
2. Jane and Mandu rode home.




MONDAY

	LOOK & SAY	we	had	with	let's	tree
	SOUND OUT	tie	pie	lie	die	
		ties	pies	lies	dies	
	READ	Let's <u>tie</u> a <u>pie</u> to the tree. Let's <u>tie</u> a <u>pie</u> to the tree in the rain. How can we <u>tie</u> a <u>pie</u> to the tree in the rain?				

TUESDAY

	WRITE	Copy the  and  words from Monday into your exercise books.				
--	-------	--	--	--	--	--

WEDNESDAY

	LOOK & SAY	we	had	with	let's	tree
	SOUND OUT	tie	pie	lie	die	
		ties	pies	lies	dies	
	READ	We can set a trap for the friends. We can <u>lie</u> in the tree with big <u>pies</u> . The friends will sit by the tree. We will drop the <u>pies</u> on the friends.				

THURSDAY



LOOK &
SAY

we

had

with

let's

tree



READ



Jane was sad as she sat and waited. She saw Mandu! Jane is very happy to see Mandu. Let's go home! Jane rode home

with Mandu. Jane hugs Mandu. You are a good friend Mandu!

FRIDAY



LOOK &
SAY

we

had

with

let's




tree



DRAW
&
WRITE

1. We tie the pie.
2. Jane and Mandu rode home.




MONDAY

	LOOK & SAY	please	half	garden	bike	idea
	SOUND OUT	grain	groan	grab	grub	
		grin	grip	grill	grid	
	READ	Please can I sit on the bike? I will not <u>grab</u> the bike. I will <u>grin</u> if I sit on the bike. I will not <u>groan</u> if I sit on the bike.				

TUESDAY

	WRITE	Copy the  and  words from Monday into your exercise books.				
--	-------	--	--	--	--	--

WEDNESDAY

	LOOK & SAY	please	half	garden	bike	idea
	SOUND OUT	grain	groan	grab	grub	
		grin	grip	grill	grid	
	READ	I will not <u>grab</u> the <u>grub</u> in the garden.. I will not <u>grip</u> the <u>grub</u> in the garden. I will help the <u>grub</u> in the garden.				

THURSDAY



LOOK &
SAY

please

half

garden

bike

idea



READ



Marie has a wish for a bike. Her friend Busi has a bike. What can Marie do? How can Marie get a bike? Marie has an idea.

Marie will help in the garden.

FRIDAY



LOOK &
SAY

please

half

garden

bike




idea



DRAW
&
WRITE

1. I grab a grub.
2. Busi and Marie help in the garden.




MONDAY

	LOOK & SAY	please	half	garden	bike	idea
	SOUND OUT	grain	groan	grab	grub	
		grin	grip	grill	grid	
	READ	Please can I sit on the bike? I will not <u>grab</u> the bike. I will <u>grin</u> if I sit on the bike. I will not <u>groan</u> if I sit on the bike.				

TUESDAY

	WRITE	Copy the  and  words from Monday into your exercise books.				
--	-------	--	--	--	--	--

WEDNESDAY

	LOOK & SAY	please	half	garden	bike	idea
	SOUND OUT	grain	groan	grab	grub	
		grin	grip	grill	grid	
	READ	I will not <u>grab</u> the <u>grub</u> in the garden.. I will not <u>grip</u> the <u>grub</u> in the garden. I will help the <u>grub</u> in the garden.				

THURSDAY



LOOK &
SAY

please

half

garden

bike

idea



READ



Marie has a wish for a bike. Her friend Busi has a bike. What can Marie do? How can Marie get a bike? Marie has an idea.

Marie will help in the garden.

FRIDAY



LOOK &
SAY

please

half

garden

bike




idea



DRAW
&
WRITE

1. I grab a grub.
2. Busi and Marie help in the garden.




MONDAY

	LOOK & SAY	please	half	garden	bike	idea
	SOUND OUT	grain	groan	grab	grub	
		grin	grip	grill	grid	
	READ	Please can I sit on the bike? I will not <u>grab</u> the bike. I will <u>grin</u> if I sit on the bike. I will not <u>groan</u> if I sit on the bike.				

TUESDAY

	WRITE	Copy the  and  words from Monday into your exercise books.				
--	-------	--	--	--	--	--

WEDNESDAY

	LOOK & SAY	please	half	garden	bike	idea
	SOUND OUT	grain	groan	grab	grub	
		grin	grip	grill	grid	
	READ	I will not <u>grab</u> the <u>grub</u> in the garden.. I will not <u>grip</u> the <u>grub</u> in the garden. I will help the <u>grub</u> in the garden.				

THURSDAY



LOOK &
SAY

please

half

garden

bike

idea



READ



Marie has a wish for a bike. Her friend Busi has a bike. What can Marie do? How can Marie get a bike? Marie has an idea.

Marie will help in the garden.

FRIDAY



LOOK &
SAY

please

half

garden

bike




idea



DRAW
&
WRITE

1. I grab a grub.
2. Busi and Marie help in the garden.




MONDAY

	LOOK & SAY	please	half	garden	bike	idea
	SOUND OUT	grain	groan	grab	grub	
		grin	grip	grill	grid	
	READ	Please can I sit on the bike? I will not <u>grab</u> the bike. I will <u>grin</u> if I sit on the bike. I will not <u>groan</u> if I sit on the bike.				

TUESDAY

	WRITE	Copy the  and  words from Monday into your exercise books.				
--	-------	--	--	--	--	--

WEDNESDAY

	LOOK & SAY	please	half	garden	bike	idea
	SOUND OUT	grain	groan	grab	grub	
		grin	grip	grill	grid	
	READ	I will not <u>grab</u> the <u>grub</u> in the garden.. I will not <u>grip</u> the <u>grub</u> in the garden. I will help the <u>grub</u> in the garden.				

THURSDAY



LOOK &
SAY

please

half

garden

bike

idea



READ



Marie has a wish for a bike. Her friend Busi has a bike. What can Marie do? How can Marie get a bike? Marie has an idea.

Marie will help in the garden.

FRIDAY



LOOK &
SAY

please

half

garden

bike




idea



DRAW
&
WRITE

1. I grab a grub.
2. Busi and Marie help in the garden.




MONDAY

	LOOK & SAY	please	half	garden	bike	idea
	SOUND OUT	grain	groan	grab	grub	
		grin	grip	grill	grid	
	READ	Please can I sit on the bike? I will not <u>grab</u> the bike. I will <u>grin</u> if I sit on the bike. I will not <u>groan</u> if I sit on the bike.				

TUESDAY

	WRITE	Copy the  and  words from Monday into your exercise books.				
--	-------	--	--	--	--	--

WEDNESDAY

	LOOK & SAY	please	half	garden	bike	idea
	SOUND OUT	grain	groan	grab	grub	
		grin	grip	grill	grid	
	READ	I will not <u>grab</u> the <u>grub</u> in the garden.. I will not <u>grip</u> the <u>grub</u> in the garden. I will help the <u>grub</u> in the garden.				

THURSDAY



LOOK &
SAY

please

half

garden

bike

idea



READ



Marie has a wish for a bike. Her friend Busi has a bike. What can Marie do? How can Marie get a bike? Marie has an idea.

Marie will help in the garden.

FRIDAY



LOOK &
SAY

please

half

garden

bike




idea



DRAW
&
WRITE

1. I grab a grub.
2. Busi and Marie help in the garden.




MONDAY

	LOOK & SAY	please	half	garden	bike	idea
	SOUND OUT	grain	groan	grab	grub	
		grin	grip	grill	grid	
	READ	Please can I sit on the bike? I will not <u>grab</u> the bike. I will <u>grin</u> if I sit on the bike. I will not <u>groan</u> if I sit on the bike.				

TUESDAY

	WRITE	Copy the  and  words from Monday into your exercise books.				
--	-------	--	--	--	--	--

WEDNESDAY

	LOOK & SAY	please	half	garden	bike	idea
	SOUND OUT	grain	groan	grab	grub	
		grin	grip	grill	grid	
	READ	I will not <u>grab</u> the <u>grub</u> in the garden.. I will not <u>grip</u> the <u>grub</u> in the garden. I will help the <u>grub</u> in the garden.				

THURSDAY



LOOK &
SAY

please

half

garden

bike

idea



READ



Marie has a wish for a bike. Her friend Busi has a bike. What can Marie do? How can Marie get a bike? Marie has an idea.

Marie will help in the garden.

FRIDAY



LOOK &
SAY

please

half

garden

bike




idea



DRAW
&
WRITE

1. I grab a grub.
2. Busi and Marie help in the garden.




MONDAY

	LOOK & SAY	please	half	garden	bike	idea
	SOUND OUT	grain	groan	grab	grub	
		grin	grip	grill	grid	
	READ	Please can I sit on the bike? I will not <u>grab</u> the bike. I will <u>grin</u> if I sit on the bike. I will not <u>groan</u> if I sit on the bike.				

TUESDAY

	WRITE	Copy the  and  words from Monday into your exercise books.				
--	-------	--	--	--	--	--

WEDNESDAY

	LOOK & SAY	please	half	garden	bike	idea
	SOUND OUT	grain	groan	grab	grub	
		grin	grip	grill	grid	
	READ	I will not <u>grab</u> the <u>grub</u> in the garden.. I will not <u>grip</u> the <u>grub</u> in the garden. I will help the <u>grub</u> in the garden.				

THURSDAY



LOOK &
SAY

please

half

garden

bike

idea



READ



Marie has a wish for a bike. Her friend Busi has a bike. What can Marie do? How can Marie get a bike? Marie has an idea.

Marie will help in the garden.

FRIDAY



LOOK &
SAY

please

half

garden

bike




idea



DRAW
&
WRITE

1. I grab a grub.
2. Busi and Marie help in the garden.




MONDAY

	LOOK & SAY	please	half	garden	bike	idea
	SOUND OUT	grain	groan	grab	grub	
		grin	grip	grill	grid	
	READ	Please can I sit on the bike? I will not <u>grab</u> the bike. I will <u>grin</u> if I sit on the bike. I will not <u>groan</u> if I sit on the bike.				

TUESDAY

	WRITE	Copy the  and  words from Monday into your exercise books.				
--	-------	--	--	--	--	--

WEDNESDAY

	LOOK & SAY	please	half	garden	bike	idea
	SOUND OUT	grain	groan	grab	grub	
		grin	grip	grill	grid	
	READ	I will not <u>grab</u> the <u>grub</u> in the garden.. I will not <u>grip</u> the <u>grub</u> in the garden. I will help the <u>grub</u> in the garden.				

THURSDAY



LOOK &
SAY

please

half

garden

bike

idea



READ



Marie has a wish for a bike. Her friend Busi has a bike. What can Marie do? How can Marie get a bike? Marie has an idea.

Marie will help in the garden.

FRIDAY



LOOK &
SAY

please

half

garden

bike




idea



DRAW
&
WRITE

1. I grab a grub.
2. Busi and Marie help in the garden.




MONDAY

	LOOK & SAY	please	half	garden	bike	idea
	SOUND OUT	grain	groan	grab	grub	
		grin	grip	grill	grid	
	READ	Please can I sit on the bike? I will not <u>grab</u> the bike. I will <u>grin</u> if I sit on the bike. I will not <u>groan</u> if I sit on the bike.				

TUESDAY

	WRITE	Copy the  and  words from Monday into your exercise books.				
--	-------	--	--	--	--	--

WEDNESDAY

	LOOK & SAY	please	half	garden	bike	idea
	SOUND OUT	grain	groan	grab	grub	
		grin	grip	grill	grid	
	READ	I will not <u>grab</u> the <u>grub</u> in the garden.. I will not <u>grip</u> the <u>grub</u> in the garden. I will help the <u>grub</u> in the garden.				

THURSDAY



LOOK &
SAY

please

half

garden

bike

idea



READ



Marie has a wish for a bike. Her friend Busi has a bike. What can Marie do? How can Marie get a bike? Marie has an idea.

Marie will help in the garden.

FRIDAY



LOOK &
SAY

please

half

garden

bike




idea



DRAW
&
WRITE

1. I grab a grub.
2. Busi and Marie help in the garden.




MONDAY

	LOOK & SAY	please	half	garden	bike	idea
	SOUND OUT	grain	groan	grab	grub	
		grin	grip	grill	grid	
	READ	Please can I sit on the bike? I will not <u>grab</u> the bike. I will <u>grin</u> if I sit on the bike. I will not <u>groan</u> if I sit on the bike.				

TUESDAY

	WRITE	Copy the  and  words from Monday into your exercise books.				
--	-------	--	--	--	--	--

WEDNESDAY

	LOOK & SAY	please	half	garden	bike	idea
	SOUND OUT	grain	groan	grab	grub	
		grin	grip	grill	grid	
	READ	I will not <u>grab</u> the <u>grub</u> in the garden.. I will not <u>grip</u> the <u>grub</u> in the garden. I will help the <u>grub</u> in the garden.				

THURSDAY



LOOK &
SAY

please

half

garden

bike

idea



READ



Marie has a wish for a bike. Her friend Busi has a bike. What can Marie do? How can Marie get a bike? Marie has an idea.

Marie will help in the garden.

FRIDAY



LOOK &
SAY

please

half

garden

bike




idea



DRAW
&
WRITE

1. I grab a grub.
2. Busi and Marie help in the garden.




MONDAY

	LOOK & SAY	please	half	garden	bike	idea
	SOUND OUT	grain	groan	grab	grub	
		grin	grip	grill	grid	
	READ	Please can I sit on the bike? I will not <u>grab</u> the bike. I will <u>grin</u> if I sit on the bike. I will not <u>groan</u> if I sit on the bike.				

TUESDAY

	WRITE	Copy the  and  words from Monday into your exercise books.				
--	-------	--	--	--	--	--

WEDNESDAY

	LOOK & SAY	please	half	garden	bike	idea
	SOUND OUT	grain	groan	grab	grub	
		grin	grip	grill	grid	
	READ	I will not <u>grab</u> the <u>grub</u> in the garden.. I will not <u>grip</u> the <u>grub</u> in the garden. I will help the <u>grub</u> in the garden.				

THURSDAY



LOOK &
SAY

please

half

garden

bike

idea



READ



Marie has a wish for a bike. Her friend Busi has a bike. What can Marie do? How can Marie get a bike? Marie has an idea.

Marie will help in the garden.

FRIDAY



LOOK &
SAY

please

half

garden

bike




idea



DRAW
&
WRITE

1. I grab a grub.
2. Busi and Marie help in the garden.




MONDAY

	LOOK & SAY	please	half	garden	bike	idea
	SOUND OUT	grain	groan	grab	grub	
		grin	grip	grill	grid	
	READ	Please can I sit on the bike? I will not <u>grab</u> the bike. I will <u>grin</u> if I sit on the bike. I will not <u>groan</u> if I sit on the bike.				

TUESDAY

	WRITE	Copy the  and  words from Monday into your exercise books.				
--	-------	--	--	--	--	--

WEDNESDAY

	LOOK & SAY	please	half	garden	bike	idea
	SOUND OUT	grain	groan	grab	grub	
		grin	grip	grill	grid	
	READ	I will not <u>grab</u> the <u>grub</u> in the garden.. I will not <u>grip</u> the <u>grub</u> in the garden. I will help the <u>grub</u> in the garden.				

THURSDAY



LOOK &
SAY

please

half

garden

bike

idea



READ



Marie has a wish for a bike. Her friend Busi has a bike. What can Marie do? How can Marie get a bike? Marie has an idea.

Marie will help in the garden.

FRIDAY



LOOK &
SAY

please

half

garden

bike




idea



DRAW
&
WRITE

1. I grab a grub.
2. Busi and Marie help in the garden.




MONDAY

	LOOK & SAY	please	half	garden	bike	idea
	SOUND OUT	grain	groan	grab	grub	
		grin	grip	grill	grid	
	READ	Please can I sit on the bike? I will not <u>grab</u> the bike. I will <u>grin</u> if I sit on the bike. I will not <u>groan</u> if I sit on the bike.				

TUESDAY

	WRITE	Copy the  and  words from Monday into your exercise books.				
--	-------	--	--	--	--	--

WEDNESDAY

	LOOK & SAY	please	half	garden	bike	idea
	SOUND OUT	grain	groan	grab	grub	
		grin	grip	grill	grid	
	READ	I will not <u>grab</u> the <u>grub</u> in the garden.. I will not <u>grip</u> the <u>grub</u> in the garden. I will help the <u>grub</u> in the garden.				

THURSDAY



LOOK &
SAY

please

half

garden

bike

idea



READ



Marie has a wish for a bike. Her friend Busi has a bike. What can Marie do? How can Marie get a bike? Marie has an idea.

Marie will help in the garden.

FRIDAY



LOOK &
SAY

please

half

garden

bike




idea



DRAW
&
WRITE

1. I grab a grub.
2. Busi and Marie help in the garden.




MONDAY

	LOOK & SAY	please	half	garden	bike	idea
	SOUND OUT	grain	groan	grab	grub	
		grin	grip	grill	grid	
	READ	Please can I sit on the bike? I will not <u>grab</u> the bike. I will <u>grin</u> if I sit on the bike. I will not <u>groan</u> if I sit on the bike.				

TUESDAY

	WRITE	Copy the  and  words from Monday into your exercise books.				
--	-------	--	--	--	--	--

WEDNESDAY

	LOOK & SAY	please	half	garden	bike	idea
	SOUND OUT	grain	groan	grab	grub	
		grin	grip	grill	grid	
	READ	I will not <u>grab</u> the <u>grub</u> in the garden.. I will not <u>grip</u> the <u>grub</u> in the garden. I will help the <u>grub</u> in the garden.				

THURSDAY



LOOK &
SAY

please

half

garden

bike

idea



READ



Marie has a wish for a bike. Her friend Busi has a bike. What can Marie do? How can Marie get a bike? Marie has an idea.

Marie will help in the garden.

FRIDAY



LOOK &
SAY

please

half

garden

bike




idea



DRAW
&
WRITE

1. I grab a grub.
2. Busi and Marie help in the garden.




MONDAY

	LOOK & SAY	please	half	garden	bike	idea
	SOUND OUT	grain	groan	grab	grub	
		grin	grip	grill	grid	
	READ	Please can I sit on the bike? I will not <u>grab</u> the bike. I will <u>grin</u> if I sit on the bike. I will not <u>groan</u> if I sit on the bike.				

TUESDAY

	WRITE	Copy the  and  words from Monday into your exercise books.				
--	-------	--	--	--	--	--

WEDNESDAY

	LOOK & SAY	please	half	garden	bike	idea
	SOUND OUT	grain	groan	grab	grub	
		grin	grip	grill	grid	
	READ	I will not <u>grab</u> the <u>grub</u> in the garden.. I will not <u>grip</u> the <u>grub</u> in the garden. I will help the <u>grub</u> in the garden.				

THURSDAY



LOOK &
SAY

please

half

garden

bike

idea



READ



Marie has a wish for a bike. Her friend Busi has a bike. What can Marie do? How can Marie get a bike? Marie has an idea.

Marie will help in the garden.

FRIDAY



LOOK &
SAY

please

half

garden

bike




idea



DRAW
&
WRITE

1. I grab a grub.
2. Busi and Marie help in the garden.




MONDAY

	LOOK & SAY	please	half	garden	bike	idea
	SOUND OUT	grain	groan	grab	grub	
		grin	grip	grill	grid	
	READ	Please can I sit on the bike? I will not <u>grab</u> the bike. I will <u>grin</u> if I sit on the bike. I will not <u>groan</u> if I sit on the bike.				

TUESDAY

	WRITE	Copy the  and  words from Monday into your exercise books.				
--	-------	--	--	--	--	--

WEDNESDAY

	LOOK & SAY	please	half	garden	bike	idea
	SOUND OUT	grain	groan	grab	grub	
		grin	grip	grill	grid	
	READ	I will not <u>grab</u> the <u>grub</u> in the garden.. I will not <u>grip</u> the <u>grub</u> in the garden. I will help the <u>grub</u> in the garden.				

THURSDAY



LOOK &
SAY

please

half

garden

bike

idea



READ



Marie has a wish for a bike. Her friend Busi has a bike. What can Marie do? How can Marie get a bike? Marie has an idea.

Marie will help in the garden.

FRIDAY



LOOK &
SAY

please

half

garden

bike




idea



DRAW
&
WRITE

1. I grab a grub.
2. Busi and Marie help in the garden.




MONDAY

	LOOK & SAY	please	half	garden	bike	idea
	SOUND OUT	grain	groan	grab	grub	
		grin	grip	grill	grid	
	READ	Please can I sit on the bike? I will not <u>grab</u> the bike. I will <u>grin</u> if I sit on the bike. I will not <u>groan</u> if I sit on the bike.				

TUESDAY

	WRITE	Copy the  and  words from Monday into your exercise books.				
--	-------	--	--	--	--	--

WEDNESDAY

	LOOK & SAY	please	half	garden	bike	idea
	SOUND OUT	grain	groan	grab	grub	
		grin	grip	grill	grid	
	READ	I will not <u>grab</u> the <u>grub</u> in the garden.. I will not <u>grip</u> the <u>grub</u> in the garden. I will help the <u>grub</u> in the garden.				

THURSDAY



LOOK &
SAY

please

half

garden

bike

idea



READ



Marie has a wish for a bike. Her friend Busi has a bike. What can Marie do? How can Marie get a bike? Marie has an idea.

Marie will help in the garden.

FRIDAY



LOOK &
SAY

please

half

garden

bike




idea



DRAW
&
WRITE

1. I grab a grub.
2. Busi and Marie help in the garden.




MONDAY

	LOOK & SAY	please	half	garden	bike	idea
	SOUND OUT	grain	groan	grab	grub	
		grin	grip	grill	grid	
	READ	Please can I sit on the bike? I will not <u>grab</u> the bike. I will <u>grin</u> if I sit on the bike. I will not <u>groan</u> if I sit on the bike.				

TUESDAY

	WRITE	Copy the  and  words from Monday into your exercise books.				
--	-------	--	--	--	--	--

WEDNESDAY

	LOOK & SAY	please	half	garden	bike	idea
	SOUND OUT	grain	groan	grab	grub	
		grin	grip	grill	grid	
	READ	I will not <u>grab</u> the <u>grub</u> in the garden.. I will not <u>grip</u> the <u>grub</u> in the garden. I will help the <u>grub</u> in the garden.				

THURSDAY



LOOK &
SAY

please

half

garden

bike

idea



READ



Marie has a wish for a bike. Her friend Busi has a bike. What can Marie do? How can Marie get a bike? Marie has an idea.

Marie will help in the garden.

FRIDAY



LOOK &
SAY

please

half

garden

bike




idea



DRAW
&
WRITE

1. I grab a grub.
2. Busi and Marie help in the garden.




MONDAY

	LOOK & SAY	please	half	garden	bike	idea
	SOUND OUT	grain	groan	grab	grub	
		grin	grip	grill	grid	
	READ	Please can I sit on the bike? I will not <u>grab</u> the bike. I will <u>grin</u> if I sit on the bike. I will not <u>groan</u> if I sit on the bike.				

TUESDAY

	WRITE	Copy the  and  words from Monday into your exercise books.				
--	-------	--	--	--	--	--

WEDNESDAY

	LOOK & SAY	please	half	garden	bike	idea
	SOUND OUT	grain	groan	grab	grub	
		grin	grip	grill	grid	
	READ	I will not <u>grab</u> the <u>grub</u> in the garden.. I will not <u>grip</u> the <u>grub</u> in the garden. I will help the <u>grub</u> in the garden.				

THURSDAY



LOOK &
SAY

please

half

garden

bike

idea



READ



Marie has a wish for a bike. Her friend Busi has a bike. What can Marie do? How can Marie get a bike? Marie has an idea.

Marie will help in the garden.

FRIDAY



LOOK &
SAY

please

half

garden

bike




idea



DRAW
&
WRITE

1. I grab a grub.
2. Busi and Marie help in the garden.




MONDAY

	LOOK & SAY	please	half	garden	bike	idea
	SOUND OUT	grain	groan	grab	grub	
		grin	grip	grill	grid	
	READ	Please can I sit on the bike? I will not <u>grab</u> the bike. I will <u>grin</u> if I sit on the bike. I will not <u>groan</u> if I sit on the bike.				

TUESDAY

	WRITE	Copy the  and  words from Monday into your exercise books.				
--	-------	--	--	--	--	--

WEDNESDAY

	LOOK & SAY	please	half	garden	bike	idea
	SOUND OUT	grain	groan	grab	grub	
		grin	grip	grill	grid	
	READ	I will not <u>grab</u> the <u>grub</u> in the garden.. I will not <u>grip</u> the <u>grub</u> in the garden. I will help the <u>grub</u> in the garden.				

THURSDAY



LOOK &
SAY

please

half

garden

bike

idea



READ



Marie has a wish for a bike. Her friend Busi has a bike. What can Marie do? How can Marie get a bike? Marie has an idea.

Marie will help in the garden.

FRIDAY



LOOK &
SAY

please

half

garden

bike




idea



DRAW
&
WRITE

1. I grab a grub.
2. Busi and Marie help in the garden.




MONDAY

	LOOK & SAY	together	cost	enough	kitten	noise
	SOUND OUT	pain	wail	trap	trail	
		must	drag	grab	groan	
	READ	Can we play with the kitten together? I <u>must</u> not <u>grip</u> it. I <u>must</u> not <u>grab</u> it. He will <u>groan</u> if I <u>grab</u> him. He will <u>groan</u> if I <u>grip</u> him.				

TUESDAY

	WRITE	Copy the  and  words from Monday into your exercise books.				
---	-------	--	--	--	--	--

WEDNESDAY

	LOOK & SAY	together	cost	enough	kitten	noise
	SOUND OUT	pain	wail	trap	trail	
		must	drag	grab	groan	
	READ	I must not drag the kitten up the tree. I must not trap the kitten in the tree. The kitten will <u>groan</u> and <u>wail</u> in the tree.				

THURSDAY



LOOK &
SAY

together

cost

enough

kitten

noise



READ



What is that noise? It is a kitten! We must help the kitten together. Marie and Busi help the kitten. Marie has enough to get a bike!

FRIDAY



LOOK &
SAY

together

cost

enough

kitten




noise



DRAW
&
WRITE

1. The kitten will wail.
2. Marie and Busi rode together.




MONDAY

	LOOK & SAY	together	cost	enough	kitten	noise
	SOUND OUT	pain	wail	trap	trail	
		must	drag	grab	groan	
	READ	Can we play with the kitten together? I <u>must</u> not <u>grip</u> it. I <u>must</u> not <u>grab</u> it. He will <u>groan</u> if I <u>grab</u> him. He will <u>groan</u> if I <u>grip</u> him.				

TUESDAY

	WRITE	Copy the  and  words from Monday into your exercise books.				
---	-------	--	--	--	--	--

WEDNESDAY

	LOOK & SAY	together	cost	enough	kitten	noise
	SOUND OUT	pain	wail	trap	trail	
		must	drag	grab	groan	
	READ	I must not drag the kitten up the tree. I must not trap the kitten in the tree. The kitten will <u>groan</u> and <u>wail</u> in the tree.				

THURSDAY



LOOK &
SAY

together

cost

enough

kitten

noise



READ



What is that noise? It is a kitten! We must help the kitten together. Marie and Busi help the kitten. Marie has enough to get a bike!

FRIDAY



LOOK &
SAY

together

cost

enough

kitten




noise



DRAW
&
WRITE

1. The kitten will wail.
2. Marie and Busi rode together.




MONDAY

	LOOK & SAY	together	cost	enough	kitten	noise
	SOUND OUT	pain	wail	trap	trail	
		must	drag	grab	groan	
	READ	<p>Can we play with the kitten together? I <u>must</u> not <u>grip</u> it. I <u>must</u> not <u>grab</u> it. He will <u>groan</u> if I <u>grab</u> him. He will <u>groan</u> if I <u>grip</u> him.</p>				

TUESDAY

	WRITE	Copy the  and  words from Monday into your exercise books.				
---	-------	--	--	--	--	--

WEDNESDAY

	LOOK & SAY	together	cost	enough	kitten	noise
	SOUND OUT	pain	wail	trap	trail	
		must	drag	grab	groan	
	READ	<p>I must not drag the kitten up the tree. I must not trap the kitten in the tree. The kitten will <u>groan</u> and <u>wail</u> in the tree.</p>				

THURSDAY



LOOK &
SAY

together

cost

enough

kitten

noise



READ



What is that noise? It is a kitten! We must help the kitten together. Marie and Busi help the kitten. Marie has enough to get a bike!

FRIDAY



LOOK &
SAY

together

cost

enough

kitten




noise



DRAW
&
WRITE

1. The kitten will wail.
2. Marie and Busi rode together.




MONDAY

	LOOK & SAY	together	cost	enough	kitten	noise
	SOUND OUT	pain	wail	trap	trail	
		must	drag	grab	groan	
	READ	<p>Can we play with the kitten together? I <u>must</u> not <u>grip</u> it. I <u>must</u> not <u>grab</u> it. He will <u>groan</u> if I <u>grab</u> him. He will <u>groan</u> if I <u>grip</u> him.</p>				

TUESDAY

	WRITE	Copy the  and  words from Monday into your exercise books.				
---	-------	--	--	--	--	--

WEDNESDAY

	LOOK & SAY	together	cost	enough	kitten	noise
	SOUND OUT	pain	wail	trap	trail	
		must	drag	grab	groan	
	READ	<p>I must not drag the kitten up the tree. I must not trap the kitten in the tree. The kitten will <u>groan</u> and <u>wail</u> in the tree.</p>				

THURSDAY



LOOK &
SAY

together

cost

enough

kitten

noise



READ



What is that noise? It is a kitten! We must help the kitten together. Marie and Busi help the kitten. Marie has enough to get a bike!

FRIDAY



LOOK &
SAY

together

cost

enough

kitten




noise



DRAW
&
WRITE

1. The kitten will wail.
2. Marie and Busi rode together.




MONDAY

	LOOK & SAY	together	cost	enough	kitten	noise
	SOUND OUT	pain	wail	trap	trail	
		must	drag	grab	groan	
	READ	<p>Can we play with the kitten together? I <u>must</u> not <u>grip</u> it. I <u>must</u> not <u>grab</u> it. He will <u>groan</u> if I <u>grab</u> him. He will <u>groan</u> if I <u>grip</u> him.</p>				

TUESDAY

	WRITE	Copy the  and  words from Monday into your exercise books.				
---	-------	--	--	--	--	--

WEDNESDAY

	LOOK & SAY	together	cost	enough	kitten	noise
	SOUND OUT	pain	wail	trap	trail	
		must	drag	grab	groan	
	READ	<p>I must not drag the kitten up the tree. I must not trap the kitten in the tree. The kitten will <u>groan</u> and <u>wail</u> in the tree.</p>				

THURSDAY



LOOK &
SAY

together

cost

enough

kitten

noise



READ



What is that noise? It is a kitten! We must help the kitten together. Marie and Busi help the kitten. Marie has enough to get a bike!

FRIDAY



LOOK &
SAY

together

cost

enough

kitten




noise



DRAW
&
WRITE

1. The kitten will wail.
2. Marie and Busi rode together.




MONDAY

	LOOK & SAY	together	cost	enough	kitten	noise
	SOUND OUT	pain	wail	trap	trail	
		must	drag	grab	groan	
	READ	<p>Can we play with the kitten together? I <u>must</u> not <u>grip</u> it. I <u>must</u> not <u>grab</u> it. He will <u>groan</u> if I <u>grab</u> him. He will <u>groan</u> if I <u>grip</u> him.</p>				

TUESDAY

	WRITE	Copy the  and  words from Monday into your exercise books.				
---	-------	--	--	--	--	--

WEDNESDAY

	LOOK & SAY	together	cost	enough	kitten	noise
	SOUND OUT	pain	wail	trap	trail	
		must	drag	grab	groan	
	READ	<p>I must not drag the kitten up the tree. I must not trap the kitten in the tree. The kitten will <u>groan</u> and <u>wail</u> in the tree.</p>				

THURSDAY



LOOK &
SAY

together

cost

enough

kitten

noise



READ



What is that noise? It is a kitten! We must help the kitten together. Marie and Busi help the kitten. Marie has enough to get a bike!

FRIDAY



LOOK &
SAY

together

cost

enough

kitten




noise



DRAW
&
WRITE

1. The kitten will wail.
2. Marie and Busi rode together.




MONDAY

	LOOK & SAY	together	cost	enough	kitten	noise
	SOUND OUT	pain	wail	trap	trail	
		must	drag	grab	groan	
	READ	<p>Can we play with the kitten together? I <u>must</u> not <u>grip</u> it. I <u>must</u> not <u>grab</u> it. He will <u>groan</u> if I <u>grab</u> him. He will <u>groan</u> if I <u>grip</u> him.</p>				

TUESDAY

	WRITE	Copy the  and  words from Monday into your exercise books.				
---	-------	--	--	--	--	--

WEDNESDAY

	LOOK & SAY	together	cost	enough	kitten	noise
	SOUND OUT	pain	wail	trap	trail	
		must	drag	grab	groan	
	READ	<p>I must not drag the kitten up the tree. I must not trap the kitten in the tree. The kitten will <u>groan</u> and <u>wail</u> in the tree.</p>				

THURSDAY



LOOK &
SAY

together

cost

enough

kitten

noise



READ



What is that noise? It is a kitten! We must help the kitten together. Marie and Busi help the kitten. Marie has enough to get a bike!

FRIDAY



LOOK &
SAY

together

cost

enough

kitten




noise



DRAW
&
WRITE

1. The kitten will wail.
2. Marie and Busi rode together.




MONDAY

	LOOK & SAY	together	cost	enough	kitten	noise
	SOUND OUT	pain	wail	trap	trail	
		must	drag	grab	groan	
	READ	Can we play with the kitten together? I <u>must</u> not <u>grip</u> it. I <u>must</u> not <u>grab</u> it. He will <u>groan</u> if I <u>grab</u> him. He will <u>groan</u> if I <u>grip</u> him.				

TUESDAY

	WRITE	Copy the  and  words from Monday into your exercise books.				
---	-------	--	--	--	--	--

WEDNESDAY

	LOOK & SAY	together	cost	enough	kitten	noise
	SOUND OUT	pain	wail	trap	trail	
		must	drag	grab	groan	
	READ	I must not drag the kitten up the tree. I must not trap the kitten in the tree. The kitten will <u>groan</u> and <u>wail</u> in the tree.				

THURSDAY



LOOK &
SAY

together

cost

enough

kitten

noise



READ



What is that noise? It is a kitten! We must help the kitten together. Marie and Busi help the kitten. Marie has enough to get a bike!

FRIDAY



LOOK &
SAY

together

cost

enough

kitten




noise



DRAW
&
WRITE

1. The kitten will wail.
2. Marie and Busi rode together.




MONDAY

	LOOK & SAY	together	cost	enough	kitten	noise
	SOUND OUT	pain	wail	trap	trail	
		must	drag	grab	groan	
	READ	<p>Can we play with the kitten together? I <u>must</u> not <u>grip</u> it. I <u>must</u> not <u>grab</u> it. He will <u>groan</u> if I <u>grab</u> him. He will <u>groan</u> if I <u>grip</u> him.</p>				

TUESDAY

	WRITE	Copy the  and  words from Monday into your exercise books.				
---	-------	--	--	--	--	--

WEDNESDAY

	LOOK & SAY	together	cost	enough	kitten	noise
	SOUND OUT	pain	wail	trap	trail	
		must	drag	grab	groan	
	READ	<p>I must not drag the kitten up the tree. I must not trap the kitten in the tree. The kitten will <u>groan</u> and <u>wail</u> in the tree.</p>				

THURSDAY



LOOK &
SAY

together

cost

enough

kitten

noise



READ



What is that noise? It is a kitten! We must help the kitten together. Marie and Busi help the kitten. Marie has enough to get a bike!

FRIDAY



LOOK &
SAY

together

cost

enough

kitten




noise



DRAW
&
WRITE

1. The kitten will wail.
2. Marie and Busi rode together.




MONDAY

	LOOK & SAY	together	cost	enough	kitten	noise
	SOUND OUT	pain	wail	trap	trail	
		must	drag	grab	groan	
	READ	<p>Can we play with the kitten together? I <u>must</u> not <u>grip</u> it. I <u>must</u> not <u>grab</u> it. He will <u>groan</u> if I <u>grab</u> him. He will <u>groan</u> if I <u>grip</u> him.</p>				

TUESDAY

	WRITE	Copy the  and  words from Monday into your exercise books.				
---	-------	--	--	--	--	--

WEDNESDAY

	LOOK & SAY	together	cost	enough	kitten	noise
	SOUND OUT	pain	wail	trap	trail	
		must	drag	grab	groan	
	READ	<p>I must not drag the kitten up the tree. I must not trap the kitten in the tree. The kitten will <u>groan</u> and <u>wail</u> in the tree.</p>				

THURSDAY



LOOK &
SAY

together

cost

enough

kitten

noise



READ



What is that noise? It is a kitten! We must help the kitten together. Marie and Busi help the kitten. Marie has enough to get a bike!

FRIDAY



LOOK &
SAY

together

cost

enough

kitten




noise



DRAW
&
WRITE

1. The kitten will wail.
2. Marie and Busi rode together.




MONDAY

	LOOK & SAY	together	cost	enough	kitten	noise
	SOUND OUT	pain	wail	trap	trail	
		must	drag	grab	groan	
	READ	<p>Can we play with the kitten together? I <u>must</u> not <u>grip</u> it. I <u>must</u> not <u>grab</u> it. He will <u>groan</u> if I <u>grab</u> him. He will <u>groan</u> if I <u>grip</u> him.</p>				

TUESDAY

	WRITE	Copy the  and  words from Monday into your exercise books.				
---	-------	--	--	--	--	--

WEDNESDAY

	LOOK & SAY	together	cost	enough	kitten	noise
	SOUND OUT	pain	wail	trap	trail	
		must	drag	grab	groan	
	READ	<p>I must not drag the kitten up the tree. I must not trap the kitten in the tree. The kitten will <u>groan</u> and <u>wail</u> in the tree.</p>				

THURSDAY



LOOK &
SAY

together

cost

enough

kitten

noise



READ



What is that noise? It is a kitten! We must help the kitten together. Marie and Busi help the kitten. Marie has enough to get a bike!

FRIDAY



LOOK &
SAY

together

cost

enough

kitten




noise



DRAW
&
WRITE

1. The kitten will wail.
2. Marie and Busi rode together.




MONDAY

	LOOK & SAY	together	cost	enough	kitten	noise
	SOUND OUT	pain	wail	trap	trail	
		must	drag	grab	groan	
	READ	Can we play with the kitten together? I <u>must</u> not <u>grip</u> it. I <u>must</u> not <u>grab</u> it. He will <u>groan</u> if I <u>grab</u> him. He will <u>groan</u> if I <u>grip</u> him.				

TUESDAY

	WRITE	Copy the  and  words from Monday into your exercise books.				
---	-------	--	--	--	--	--

WEDNESDAY

	LOOK & SAY	together	cost	enough	kitten	noise
	SOUND OUT	pain	wail	trap	trail	
		must	drag	grab	groan	
	READ	I must not drag the kitten up the tree. I must not trap the kitten in the tree. The kitten will <u>groan</u> and <u>wail</u> in the tree.				

THURSDAY



LOOK &
SAY

together

cost

enough

kitten

noise



READ



What is that noise? It is a kitten! We must help the kitten together. Marie and Busi help the kitten. Marie has enough to get a bike!

FRIDAY



LOOK &
SAY

together

cost

enough

kitten




noise



DRAW
&
WRITE

1. The kitten will wail.
2. Marie and Busi rode together.




MONDAY

	LOOK & SAY	together	cost	enough	kitten	noise
	SOUND OUT	pain	wail	trap	trail	
		must	drag	grab	groan	
	READ	<p>Can we play with the kitten together? I <u>must</u> not <u>grip</u> it. I <u>must</u> not <u>grab</u> it. He will <u>groan</u> if I <u>grab</u> him. He will <u>groan</u> if I <u>grip</u> him.</p>				

TUESDAY

	WRITE	Copy the  and  words from Monday into your exercise books.				
---	-------	--	--	--	--	--

WEDNESDAY

	LOOK & SAY	together	cost	enough	kitten	noise
	SOUND OUT	pain	wail	trap	trail	
		must	drag	grab	groan	
	READ	<p>I must not drag the kitten up the tree. I must not trap the kitten in the tree. The kitten will <u>groan</u> and <u>wail</u> in the tree.</p>				

THURSDAY



LOOK &
SAY

together

cost

enough

kitten

noise



READ



What is that noise? It is a kitten! We must help the kitten together. Marie and Busi help the kitten. Marie has enough to get a bike!

FRIDAY



LOOK &
SAY

together

cost

enough

kitten




noise



DRAW
&
WRITE

1. The kitten will wail.
2. Marie and Busi rode together.




MONDAY

	LOOK & SAY	together	cost	enough	kitten	noise
	SOUND OUT	pain	wail	trap	trail	
		must	drag	grab	groan	
	READ	<p>Can we play with the kitten together? I <u>must</u> not <u>grip</u> it. I <u>must</u> not <u>grab</u> it. He will <u>groan</u> if I <u>grab</u> him. He will <u>groan</u> if I <u>grip</u> him.</p>				

TUESDAY

	WRITE	Copy the  and  words from Monday into your exercise books.				
---	-------	--	--	--	--	--

WEDNESDAY

	LOOK & SAY	together	cost	enough	kitten	noise
	SOUND OUT	pain	wail	trap	trail	
		must	drag	grab	groan	
	READ	<p>I must not drag the kitten up the tree. I must not trap the kitten in the tree. The kitten will <u>groan</u> and <u>wail</u> in the tree.</p>				

THURSDAY



LOOK &
SAY

together

cost

enough

kitten

noise



READ



What is that noise? It is a kitten! We must help the kitten together. Marie and Busi help the kitten. Marie has enough to get a bike!

FRIDAY



LOOK &
SAY

together

cost

enough

kitten




noise



DRAW
&
WRITE

1. The kitten will wail.
2. Marie and Busi rode together.




MONDAY

	LOOK & SAY	together	cost	enough	kitten	noise
	SOUND OUT	pain	wail	trap	trail	
		must	drag	grab	groan	
	READ	<p>Can we play with the kitten together? I <u>must</u> not <u>grip</u> it. I <u>must</u> not <u>grab</u> it. He will <u>groan</u> if I <u>grab</u> him. He will <u>groan</u> if I <u>grip</u> him.</p>				

TUESDAY

	WRITE	Copy the  and  words from Monday into your exercise books.				
---	-------	--	--	--	--	--

WEDNESDAY

	LOOK & SAY	together	cost	enough	kitten	noise
	SOUND OUT	pain	wail	trap	trail	
		must	drag	grab	groan	
	READ	<p>I must not drag the kitten up the tree. I must not trap the kitten in the tree. The kitten will <u>groan</u> and <u>wail</u> in the tree.</p>				

THURSDAY



LOOK &
SAY

together

cost

enough

kitten

noise



READ



What is that noise? It is a kitten! We must help the kitten together. Marie and Busi help the kitten. Marie has enough to get a bike!

FRIDAY



LOOK &
SAY

together

cost

enough

kitten




noise



DRAW
&
WRITE

1. The kitten will wail.
2. Marie and Busi rode together.




MONDAY

	LOOK & SAY	together	cost	enough	kitten	noise
	SOUND OUT	pain	wail	trap	trail	
		must	drag	grab	groan	
	READ	<p>Can we play with the kitten together? I <u>must</u> not <u>grip</u> it. I <u>must</u> not <u>grab</u> it. He will <u>groan</u> if I <u>grab</u> him. He will <u>groan</u> if I <u>grip</u> him.</p>				

TUESDAY

	WRITE	Copy the  and  words from Monday into your exercise books.				
---	-------	--	--	--	--	--

WEDNESDAY

	LOOK & SAY	together	cost	enough	kitten	noise
	SOUND OUT	pain	wail	trap	trail	
		must	drag	grab	groan	
	READ	<p>I must not drag the kitten up the tree. I must not trap the kitten in the tree. The kitten will <u>groan</u> and <u>wail</u> in the tree.</p>				

THURSDAY



LOOK &
SAY

together

cost

enough

kitten

noise



READ



What is that noise? It is a kitten! We must help the kitten together. Marie and Busi help the kitten. Marie has enough to get a bike!

FRIDAY



LOOK &
SAY

together

cost

enough

kitten




noise



DRAW
&
WRITE

1. The kitten will wail.
2. Marie and Busi rode together.




MONDAY

	LOOK & SAY	together	cost	enough	kitten	noise
	SOUND OUT	pain	wail	trap	trail	
		must	drag	grab	groan	
	READ	<p>Can we play with the kitten together? I <u>must</u> not <u>grip</u> it. I <u>must</u> not <u>grab</u> it. He will <u>groan</u> if I <u>grab</u> him. He will <u>groan</u> if I <u>grip</u> him.</p>				

TUESDAY

	WRITE	Copy the  and  words from Monday into your exercise books.				
---	-------	--	--	--	--	--

WEDNESDAY

	LOOK & SAY	together	cost	enough	kitten	noise
	SOUND OUT	pain	wail	trap	trail	
		must	drag	grab	groan	
	READ	<p>I must not drag the kitten up the tree. I must not trap the kitten in the tree. The kitten will <u>groan</u> and <u>wail</u> in the tree.</p>				

THURSDAY



LOOK &
SAY

together

cost

enough

kitten

noise



READ



What is that noise? It is a kitten! We must help the kitten together. Marie and Busi help the kitten. Marie has enough to get a bike!

FRIDAY



LOOK &
SAY

together

cost

enough

kitten




noise



DRAW
&
WRITE

1. The kitten will wail.
2. Marie and Busi rode together.




MONDAY

	LOOK & SAY	together	cost	enough	kitten	noise
	SOUND OUT	pain	wail	trap	trail	
		must	drag	grab	groan	
	READ	<p>Can we play with the kitten together? I <u>must</u> not <u>grip</u> it. I <u>must</u> not <u>grab</u> it. He will <u>groan</u> if I <u>grab</u> him. He will <u>groan</u> if I <u>grip</u> him.</p>				

TUESDAY

	WRITE	Copy the  and  words from Monday into your exercise books.				
---	-------	--	--	--	--	--

WEDNESDAY

	LOOK & SAY	together	cost	enough	kitten	noise
	SOUND OUT	pain	wail	trap	trail	
		must	drag	grab	groan	
	READ	<p>I must not drag the kitten up the tree. I must not trap the kitten in the tree. The kitten will <u>groan</u> and <u>wail</u> in the tree.</p>				

THURSDAY



LOOK &
SAY

together

cost

enough

kitten

noise



READ



What is that noise? It is a kitten! We must help the kitten together. Marie and Busi help the kitten. Marie has enough to get a bike!

FRIDAY



LOOK &
SAY

together

cost

enough

kitten




noise



DRAW
&
WRITE

1. The kitten will wail.
2. Marie and Busi rode together.




MONDAY

	LOOK & SAY	together	cost	enough	kitten	noise
	SOUND OUT	pain	wail	trap	trail	
		must	drag	grab	groan	
	READ	Can we play with the kitten together? I <u>must</u> not <u>grip</u> it. I <u>must</u> not <u>grab</u> it. He will <u>groan</u> if I <u>grab</u> him. He will <u>groan</u> if I <u>grip</u> him.				

TUESDAY

	WRITE	Copy the  and  words from Monday into your exercise books.				
---	-------	--	--	--	--	--

WEDNESDAY

	LOOK & SAY	together	cost	enough	kitten	noise
	SOUND OUT	pain	wail	trap	trail	
		must	drag	grab	groan	
	READ	I must not drag the kitten up the tree. I must not trap the kitten in the tree. The kitten will <u>groan</u> and <u>wail</u> in the tree.				

THURSDAY



LOOK &
SAY

together

cost

enough

kitten

noise



READ



What is that noise? It is a kitten! We must help the kitten together. Marie and Busi help the kitten. Marie has enough to get a bike!

FRIDAY



LOOK &
SAY

together

cost

enough

kitten




noise



DRAW
&
WRITE

1. The kitten will wail.
2. Marie and Busi rode together.




MONDAY

	LOOK & SAY	together	cost	enough	kitten	noise
	SOUND OUT	pain	wail	trap	trail	
		must	drag	grab	groan	
	READ	Can we play with the kitten together? I <u>must</u> not <u>grip</u> it. I <u>must</u> not <u>grab</u> it. He will <u>groan</u> if I <u>grab</u> him. He will <u>groan</u> if I <u>grip</u> him.				

TUESDAY

	WRITE	Copy the  and  words from Monday into your exercise books.				
---	-------	--	--	--	--	--

WEDNESDAY

	LOOK & SAY	together	cost	enough	kitten	noise
	SOUND OUT	pain	wail	trap	trail	
		must	drag	grab	groan	
	READ	I must not drag the kitten up the tree. I must not trap the kitten in the tree. The kitten will <u>groan</u> and <u>wail</u> in the tree.				

THURSDAY



LOOK &
SAY

together

cost

enough

kitten

noise



READ



What is that noise? It is a kitten! We must help the kitten together. Marie and Busi help the kitten. Marie has enough to get a bike!

FRIDAY



LOOK &
SAY

together

cost

enough

kitten

noise



DRAW
&
WRITE

1. The kitten will wail.
2. Marie and Busi rode together.